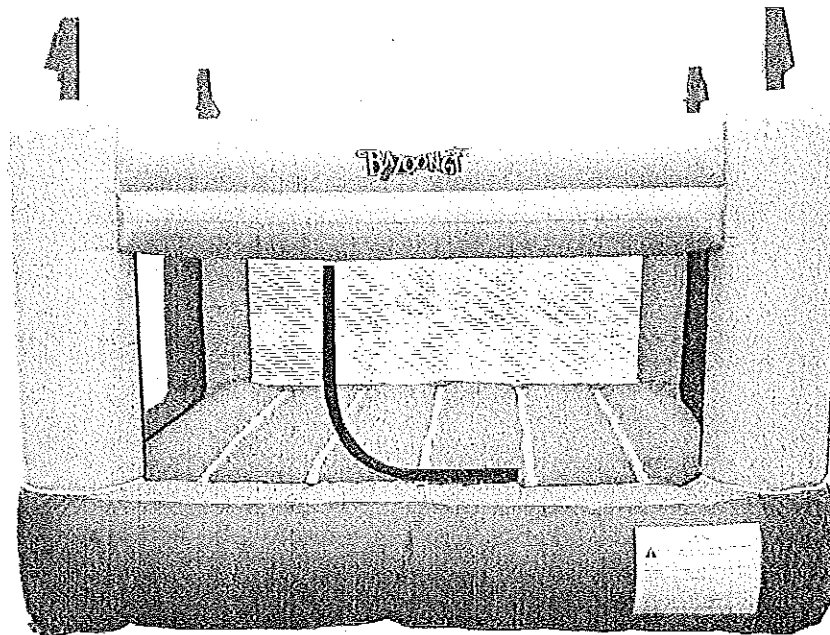


8' x 8' x 72"

# CASTLE BOUNCE HOUSE USER'S MANUAL



Model: BH-BCS88

## **⚠ WARNING**

Read the assembly, installation, care, maintenance, and use instructions in this manual prior to assembling and using this Inflatable bounce house. Save this manual for future reference.

- **ADULT SUPERVISION REQUIRED.**
- **The Castle Bounce House should not be used by person weighing more than 200 pounds(90 kgs).**
- **Maximum user height-120cm.**
- **Not recommended for use by children under 3 years old.**
- **The Castle Bounce House is for outdoor use only.**
- **Warning! Keep away from fire.**
- **Blow up is required 25 ~ 28 second only.**






# CARE & MAINTENANCE

To clean the outer surfaces of the Bounce House, use a hose and a soft cloth. Do not machine wash the Bounce House or use a pressure washer. Make sure that the Bounce House is completely dry before you put it away. Always deflate Bounce House after use, and store indoors.

Users must be advised to regularly inspect the product for wear and tear.

Users must be discouraged from attempting any unauthorised modification.

## PART LIST

Key Listing	A	B	C	D	E
Picture					
Description	Castle Bounce House	Blower	Plug and cable	Plastic stake for blower (Short)	Plastic stake for bounce house (Long)
Qty	1	1	1	2	4

## ORDERING REPLACEMENT PARTS

To order replacement parts, visit our Web site or call our Customer Hot Line (see front page ). To help us assist you, please provide the following information when calling:

- the MODEL of the Inflatable Castle Bounce House
- the NAME of the product
- the KEY NUMBER and DESCRIPTION of the part (see the PART LIST above)
- the quantity needed
- the desired method of shipping