

MORSHADE 180

THE NEW SHADE ALTERNATIVE – NO MORE CANOPY HASSLES!



FREEDOM to Create Shade in Places Never Before Possible!

**WHY
MORSHADE?**

PHOTOS
(Examples of Uses)

**180 FEATURES
SUMMARY**

HOME

You're mobile. You want what you want, when you want it and where you want it.




Anything less is simply not an option. So why should your ability to have abundant shade - anywhere - be such a hassle?

MORSHADES lightweight and secure base shatters the conventional thinking and constraints traditional umbrellas and canopies impose on people "on the go".


MORSHADE is all about mobility, versatility, stability and serious VALUE. Use it at home or take it anywhere!"

MOUNTS just about ANYWHERE to almost ANYTHING

- Tree, Post, Picnic Table (no center hole), Playground, Patio, Pool
- Grass, Park, Soccer Field, Bleachers, Tailgate, RV Camper



No More "Archaic Hassles" to deal with (just to have shade):



- "Back Breaking" heavy base that leaves rust stains
- Table with center hole required for umbrella
- Fighting with the sun because standard 30° umbrella tilt or canopy only blocks sun at certain times of day
- Lugging around a 40-50lb+ heavy canopy you throw in the trash when wind stirs up
- Having to sweat it out or do without because of all the constraints & hassles of traditional umbrellas & canopies
- Spending your money on things that just aren't mobile (like you)

MORSHADE = MORSTABLE
POSITIVE LOCKING SYSTEMS
ANYWHERE, EVERYTIME!



Locking Pole

- Secures pole in unbalanced & windy conditions



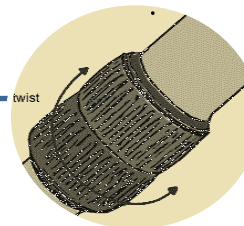
5 Positon Tilt Lock Head

- The 1st and only 45° tilt head
- Allen Wrench - locks head tight
- Eliminates "flip flop" motion
- Tilts 22.5° - to 45° to provide shade sun up to sun down vs standard 30° tilt



Telescoping Locking Pole

- Further adjust height/ length for maximum shading



The net force is zero if the movement is constant or doesn't move.

- Newton's Law of Physics

ZERO MOVEMENT = SUPERIOR STABILITY

MORSHADE breaks the barriers of traditional umbrellas in all areas of stability so you keep your hard earned money. Unlike traditional "push button" tilt heads which inevitably break in windy conditions, MORSHADE uses the most innovative technology to create stable, zero movement in the head. The Allen wrench allows you to adjust the tilt angle, but more important helps eliminate the "flip flop" that "push buttons" inherently possess that leads to the trash can. Nothing fancy...just works great for superior stability!




**WHY
MORSHADE?**

PHOTOS
(Examples of Uses)

**180 FEATURES
SUMMARY**



BENCH / BLEACHERS



Easy to mount almost anywhere on anything, every time

GROUND



TELESCOPING POLE

Adjust Height to Block Sun

Plus, 1st and only

45° TILT HEAD

Shade Sun Up to Sun Down



GROUND SPIKES

10-inch spikes are driven at 45° angle just far enough to anchor. Makes for easy install and removal compared to spikes that drive in straight and deep.
"Patent Pending"





TABLE

(No Center Hole)

HORIZONTAL MOUNT



Base ratchet straps ensure you enjoy a secure & stable fit every time





CONCRETE /WOOD

UMBRELLA BASE – MOUNTING OPTIONS



Use at HOME or take anywhere

SEMI-PERMANENT MOUNTS

CONCRETE ANCHORS:

- 1) Predrill Holes
- 2) Tap in Anchors
- 3) Place Base
- 4) Install Bolts/Washers

ANCHORS
For easy removal
unscrew anchors bolts



- Poolside
- Patio/Porch
- Driveway

SEMI-PERMANENT MOUNTS

WOOD LAG BOLTS:

- 1) Place Base
- 2) Screw in Lag Bolts

WOOD LAG BOLTS
For easy removal
unscrew lag bolts



- Decks
- Docks
- Any Flat /Horizontal

WHY

MORSHADE?

PHOTOS

(Examples of Uses)

180 FEATURES

SUMMARY

HOME

THE NEW SHADE ALTERNATIVE – NO MORE CANOPY HASSLES

Morshade in morplaces:



TAILGATE



PICNIC TABLE



CONCRETE



GRASS




BLEACHERS



DOCK


GREAT FOR YOUTH SPORTS



MORSHADE™ 180

- **5 TILT POSITIONS**
straight plus 22.5° and 45° in either direction
- **TELESCOPIC POLE**
adjustable length/height
- **VERSATILE**
mounts to a variety of surfaces
- **PROTECTIVE**
UPF 50+ ultraviolet protection and water repellence
- **STABLE**
superior stability to wind resistance
- **PORTABLE**
22 lbs average carry weight


9' head with 5 tilt positions



the **first and only** 45° TILT HEAD

steel ribbed
powder coated
rust resistant

(PATENT PENDING)



MORSHADE™ 180

MOUNTS TO A VARIETY OF SURFACES! (all parts included)



Telescopic pole fits through standard patio table holes.




MAXIMUM PROTECTION

Standard umbrellas tilt only 30° and offer limited sun protection, whereas the **MORSHADE 180's** versatility in placement, positioning and mobility allows you to maximize your shade coverage.


CONTENTS:

- 9-foot umbrella, telescopic pole & base
- all mounting hardware:
 - (1) 6-foot ratchet strap
 - (4) 10-inch ground spikes
 - (4) concrete anchors
 - (4) wood lag screws
 - hex keys
- (2) carrying bags



ground spikes—use 10-inch spikes with base to secure to grass or solid ground. campground, soccer field, park, yard

BONUS FEATURE: PATENT PENDING spikes are driven into the ground at a 45° angle, just far enough to anchor, which makes for easier assembly and removal compared to spikes that drive in straight and deep.



ratchet strap—to secure base to solid, flat, horizontal surfaces. picnic table, bench, bleachers, tailgate



wood lag bolts—for semi-permanent mounts in wood. deck, dock, tree house, hunting stand



concrete anchors—for semi-permanent mounts in concrete. poolside, patio, porch, driveway

MORSHADE 180 Parts



Parts
Bag

Umbrella Carrying Case

Ratchet Strap Base
L Bolt Connectors/Pins

Concrete
Anchors/Washers

Ratchet Buckle

Ground Spikes

Umbrella Base

Ratchet Strap

Center Pole
Lock Bolt/Pin

Lag Screws

Bottom Pole (Straight)

Telescoping Nut (Fingers
Underneath)



**WHY
MORSHADE?**

PHOTOS
(Examples of Uses)

**180 FEATURES
SUMMARY**

HOME

