

MORSHADE 360

THE NEW SHADE ALTERNATIVE – NO MORE CANOPY HASSLES!



FREEDOM to Create Shade in Places Never Before Possible!

**WHY
MORSHADE?**

PHOTOS
(Examples of Uses)

**360 FEATURES
SUMMARY**

**ALL PARTS
INCLUDED**

You're mobile. You want what you want, when you want it and where you want it.



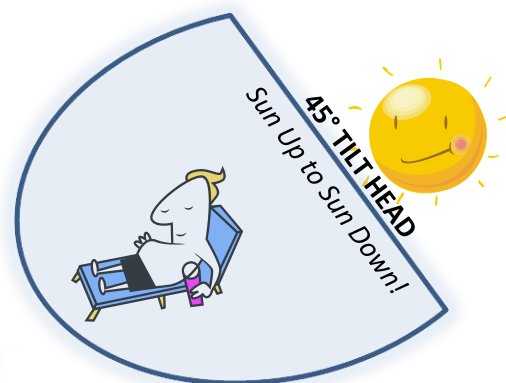
Anything less is simply not an option. So why should your ability to have abundant shade - anywhere - be such a hassle?

MORSHADES lightweight and secure base shatters the conventional thinking and constraints traditional umbrellas and canopies impose on people "on the go".


MORSHADE is all about mobility, versatility, stability and serious VALUE. Use it at home or take it anywhere!"

MOUNTS just about ANYWHERE to almost ANYTHING

- Tree, Post, Picnic Table (no center hole), Playground, Patio, Pool
- Sports, Grass, Park, Soccer Field, Bleachers, Tailgate, RV Camper



No More "Archaic Hassles" to deal with (just to have shade):



- "Back Breaking" heavy base that leaves rust stains
- Table with center hole required for umbrella
- Fighting with the sun because standard 30° umbrella tilt or canopy only blocks sun at certain times of day
- Lugging around a 40-50lb+ heavy canopy you throw in the trash when wind stirs up
- Having to sweat it out or do without because of all the constraints & hassles of traditional umbrellas & canopies
- Spending your money on things that just aren't mobile (like you)



TABLE

(No Center Hole)



TREE HUGGER ATTACHMENT



VERTICAL MOUNT




Base ratchet straps ensure you enjoy a secure & stable fit every time



HORIZONTAL MOUNT





BENCH / BLEACHERS



Easy to mount almost anywhere on almost anything, every time

GROUND



TELESCOPING POLE
Adjust Height to Block Sun

Plus, 1st and only
45° TILT HEAD
Shade Sun Up to Sun Down



GROUND SPIKES
10-inch spikes are driven at 45° angle just far enough to anchor. Makes for easy install and removal compared to spikes that drive in straight and deep.
"Patent Pending"





CONCRETE /WOOD

UMBRELLA BASE – MOUNTING OPTIONS

Use at HOME or take anywhere



SEMI-PERMANENT MOUNTS

CONCRETE ANCHORS:

- 1) Predrill Holes
- 2) Tap in Anchors
- 3) Place Base
- 4) Install Bolts/Washers

ANCHORS

For easy removal
unscrew anchors bolts



- Poolside
- Patio/Porch
- Driveway

SEMI-PERMANENT MOUNTS

WOOD LAG BOLTS:

- 1) Place Base
- 2) Screw in Lag Bolts

WOOD LAG BOLTS


For easy removal
unscrew lag bolts



- Decks
- Docks
- Any Flat /Horizontal

TREE / POST HUGGER

ATTACHMENT



VERTICAL ROUND SURFACES

Use with base and ratchet straps to
secure to vertical round surfaces

(8" round and larger)

MORSHADE 360 exclusive

VERTICAL SQUARE SURFACES

Use with base and ratchet straps to
secure to vertical square surfaces


(3.5" to 5.5" square)




DUAL HITCH ACCESSORY

(MORSHADE 360 exclusive)

Fits 2" Hitch or 4" RV Camper Bumper




2" Hitch



1. Align Holes and insert hitch pin (not included)
2. Adjust Bottom Nut snug to hitch receptacle for perfect hole alignment every

4" RV Camper Bumper (Rear)



1. Slide Hitch Accessory into RV bumper till flush
2. Tighten Top & Side Nut snug to bumper with Allen

Rotate Shade to Rear, Corner or Side

MORSHADE = MORSTABLE
POSITIVE LOCKING SYSTEMS
ANYWHERE, EVERYTIME!



8 Position Locking Pole

- Rotates /locks every 45° to 360°
- Secures pole in unbalanced & windy conditions



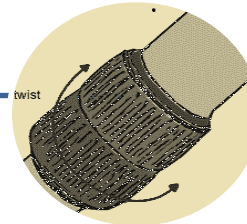
5 Position Tilt Lock Head

- The 1st and only 45° tilt head
- Allen Wrench - locks head tight
- Eliminates "flip flop" motion
- Tilts 22.5° - to 45° to provide shade sun up to sun down vs standard 30° tilt



Telescoping Locking Pole

- Further adjust height/ length for maximum shading




The net force is zero if the movement is constant or doesn't move.

- Newton's Law of Physics

ZERO MOVEMENT = SUPERIOR STABILITY

MORSHADE breaks the barriers of traditional umbrellas in all areas of stability so you keep your hard earned money. Unlike traditional "push button" tilt heads which inevitably break in windy conditions, MORSHADE uses the most innovative technology to create stable, zero movement in the head. The Allen wrench allows you to adjust the tilt angle, but more important helps eliminate the "flip flop" that "push buttons" inherently possess that leads to the trash can. Nothing fancy...just works great for superior stability!



360 FEATURES SUMMARY

THE NEW SHADE ALTERNATIVE – NO MORE CANOPY HASSLES

Morshade in morplaces:



DOCK



PICNIC TABLE



POOL



PATIO TABLE




BLEACHERS



RV BUMPER



TRUCK HITCH



MORSHADE™ 360

- **5 TILT POSITIONS**
straight plus 22.5° and 45° in either direction
- **TELESCOPIC POLE**
adjustable length/height
- **8 POLE POSITIONS**
rotates and locks every 45° up to 360°
- **VERSATILE**
mounts to horizontal/vertical and flat/round surfaces
- **PROTECTIVE**
UPF 50+ ultraviolet protection and water repellence
- **STABLE**
superior stability to wind resistance
- **PORTABLE**
30 lbs average carry weight

9' head with
5 tilt positions




GREAT FOR
youth sports!



the **first and only**
45° TILT HEAD

(PATENT PENDING)

steel ribbed
powder coated
rust resistant



MORSHADE™ 360

MOUNTS JUST ABOUT ANYWHERE TO ALMOST ANYTHING! (all parts included)



MAXIMUM PROTECTION

Standard umbrellas tilt only 30° and offer limited sun protection, whereas the **MORSHADE 360's** versatility in placement, positioning and mobility allows you to maximize your shade coverage from sun up to sun down.

CONTENTS:

- 9-foot umbrella, telescopic pole & base
- 45° bent pole
- tree-hugger attachment
- dual hitch accessory
- all mounting hardware:
 - (2) 6-foot ratchet straps
 - (4) 10-inch ground spikes
 - (4) wood lag screws
 - (4) concrete anchors
- (2) carrying bags



ratchet straps—
to secure base to solid, flat,
horizontal surfaces.
picnic table, bench, bleachers, tailgate



concrete anchors—
for semi-permanent mounts
in concrete.
poolside, patio, porch, driveway



tree-hugger attachment—
use with base and ratchet
straps to secure to **vertical** round
(8-inch and larger) or square
(3.5- to 5.5-inch) surfaces.
tree, post, railing, light pole




ground spikes—
use 10-inch spikes with base to
secure to grass or solid ground.
campground, soccer field, park, yard

BONUS FEATURE: (PATENT PENDING)
spikes are driven into the ground at
a 45° angle, just far enough to anchor,
which makes for easier assembly
and removal compared to spikes that
drive in straight and deep.



dual hitch accessory—
mount to 2-inch hitch receiver
or 4-inch RV bumper.
pickup truck, SUV, motor home, camper



MORSHADE 360 Parts



Tree Hugger Attachment
(MORSHADE 360 only)



Parts
Bag

Umbrella Carrying Case

Ratchet Strap Base
Bolt Connectors & Hex Nuts

Concrete
Anchors/Washers

2 Ratchet Buckles

Dual Hitch Accessory
2" Hitch or 4" RV Camper
Bumper with Allen Wrench
(MORSHADE 360 only)

Ground Spikes

Umbrella Base

Center Pole
Lock Bolt/Din

Lag Screws

2 Ratchet Straps

Bottom Pole - Straight

Telescoping Nut
(Fingers Underneath)

Bottom Pole - Bent
(MORSHADE 360 only)

