

## Rifle Rack Instructions

### 03-13 Ford F-250 thru F-550 Super Duty Crew Cab — (60/40 Split Bench Seats)

#### Underseat Storage

*Fits DU-HA Part Numbers*

20094 20067

20065 20068

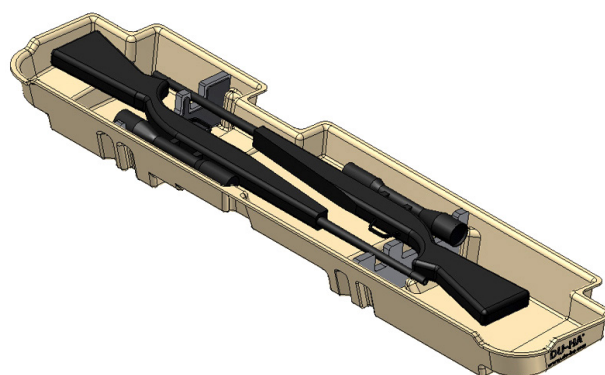
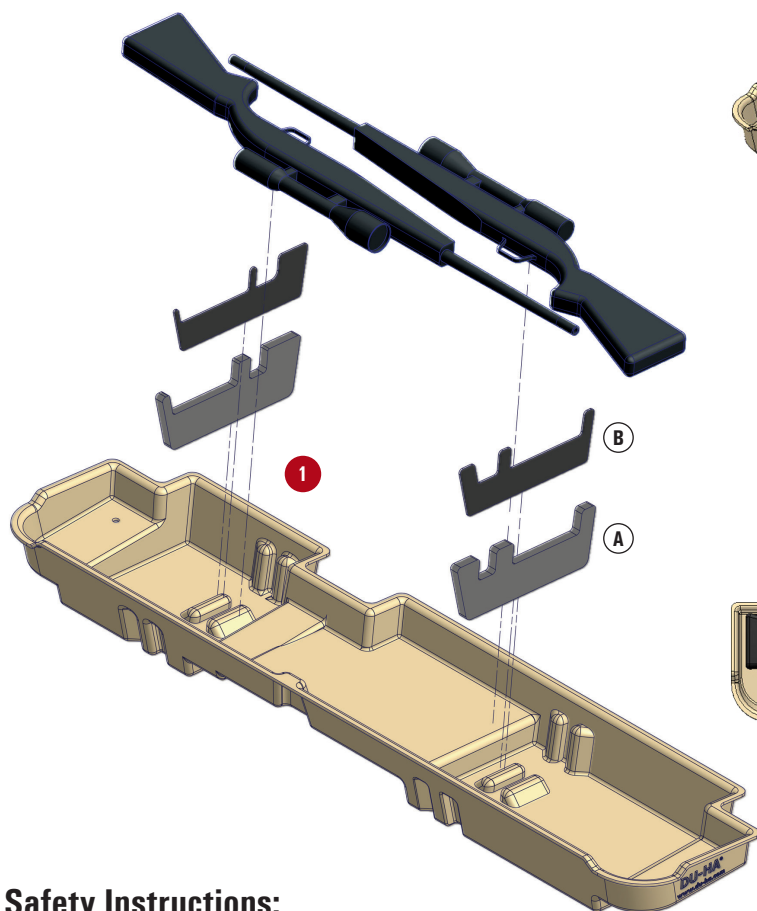
20066 20069

20070

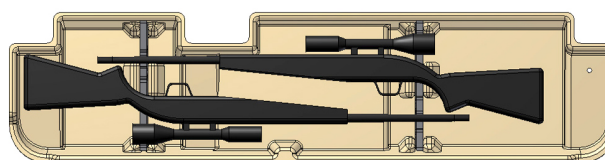
1 Match each foam organizer / gun rack together with its matching plastic stiffener, then slide each into the slots in the DU-HA, until they hit the bottom of the DU-HA, as pictured.

2 Place your rifles with scopes in the gun racks as pictured below.

3 Return the bottoms of the seats to the down position.



Side View



Top View

#### Safety Instructions:

**Warning:** Seat bottoms must be latched down at all times while vehicle is moving. Make sure the DU-HA is secured in the vehicle according to installation instructions. Do not store explosives or hazardous materials in the DU-HA. Do not place loaded guns in the DU-HA. For further instructions refer to truck owners manual or contact DU-HA, Inc.

Part	Description	Qty
A	Foam Organizer / Gun Rack	2
B	Plastic Stiffener	2