

# DV42H5200EP

Samsung Front-Load Electric Dryer

**7.5 cu. ft. Capacity DOE**

## Features

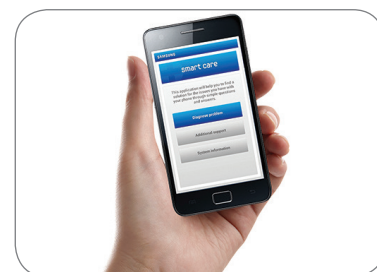
- Steam Drying Technology:
  - Steam Refresh
  - Steam Wrinkle Away
- Smart Care
- 11 Preset Drying Cycles
- 10 Options
- 4 Temperature Settings
- 4-Way Venting
- Sensor Dry – Detects Moisture and Adjusts Drying Time
- Dryer Drum Light
- Reversible See-Through Door

## Convenience

- Child Lock
- My Cycle Option
- Lint Filter Indicator



Steam Dry



Smart Care

## Available Colors:



Platinum



White

## Signature Features

### STEAM DRY

- Steam away wrinkles.
- Helps remove odors and freshen clothes.
- Spend less time ironing.
- Fewer trips to the dry cleaner.

### SMART CARE

- Troubleshoot with your smartphone.
- Perform a quick diagnosis of your washer and dryer right from your smartphone.\*

\*Available for iPhone 4/4S/5/5S and Galaxy S1/S2/S3/S4 NOTE/NOTE2.

### SENSOR DRY

- Automatically adjusts drying time by sensing moisture so your clothes don't over or under dry.

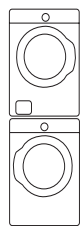


**SAMSUNG**

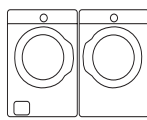
# DV42H5200EP

Samsung Front-Load Electric Dryer

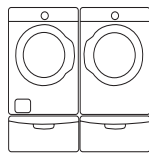
## Installing Options



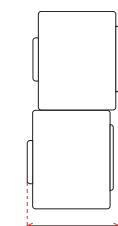
Stacked



Side by Side



On Pedestals



Stacked Depth

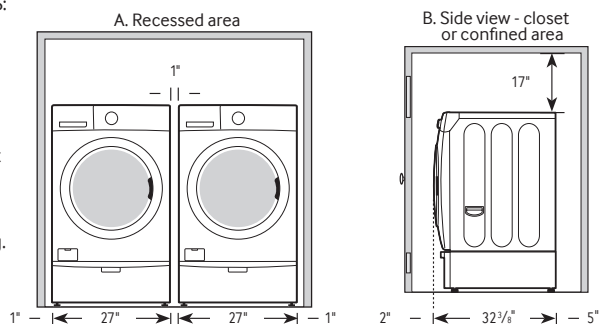
## Installing Your Dryer

### 1. Alcove or closet installation

MINIMUM CLEARANCES FOR CLOSET  
AND ALCOVE INSTALLATIONS:

Sides – 1"  
Rear – 5<sup>7</sup>/<sub>8</sub>"  
Top – 17"  
Closet Front – 2"

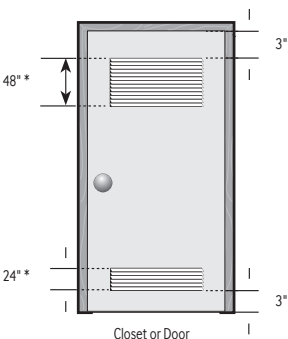
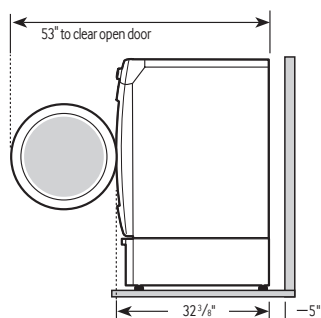
If the washer and dryer are  
installed together, the closet  
front must have at least a 72"  
unobstructed air opening.  
Your washer alone does not  
require a specific air opening.




## Dimensions

### 2. With optional pedestal base or stacking kit

Required Dimensions for Installation with Pedestal



Required Dimensions for  
Installation with Stacking Kit



\*Required spacing.  
\*\*External exhaust elbow  
requires additional space.

## 7.5 cu. ft. Capacity DOE

### 4-Way Venting

### 11 Preset Dry Cycles:

Steam Refresh, Steam Wrinkle Away, Normal, Heavy  
Duty, Permanent Press, Bedding, Delicates, Sanitize,  
Time Dry, Air Fluff, Quick Dry

### 10 Options:

Mixed Load Bell, Wrinkle Prevent, Anti Static,  
Small Load Care, My Cycle, Adjust Time, Sound,  
Child Lock, Smart Care, Drum Light

### 4 Temperature Settings:

High, Medium, Low, Extra Low

### 4 Dry Levels:

Very Dry, More Dry, Normal Dry, Damp Dry

### 2 Signal Level Settings:

On/Off

### Warranty

One (1) Year Parts and Labor

Two (2) Years Control Board

Three (3) Years Stainless Steel Drum

Ten (10) Years Direct Drive Motor

### Product Dimensions & Weight (WxHxD)

Dimensions: 27" x 38<sup>11</sup>/<sub>16</sub>" x 32<sup>3</sup>/<sub>8</sub>"

Weight: 126 lbs

### Shipping Dimensions & Weight (WxHxD)

Dimensions: 29<sup>1</sup>/<sub>4</sub>" x 42<sup>1</sup>/<sub>4</sub>" x 33<sup>1</sup>/<sub>2</sub>"

Weight: 134 lbs

### Electric

Platinum

White

### Model #

DV42H5200EP

DV42H5200EW

### UPC Code

887276963204

887276963211

### Gas

Platinum

White

### Model #

DV42H5200GP

DV42H5200GW

### UPC Code

887276963235

887276963242

### Matching Washer

Platinum

White

WF42H5200AP

WF42H5200AW

887276963082

887276962993

**SAMSUNG**

Actual color may vary. Design, specifications, and color availability are subject to change without notice. Non-metric weights and measurements are approximate.

©2014 Samsung Electronics America, Inc. 85 Challenger Road, Ridgefield Park, NJ 07660. Tel: 800-SAMSUNG. samsung.com.  
Samsung is a registered trademark of Samsung Electronics Co. Ltd.