



RHINO-RACK

Aerodynamic & Heavy Duty Roof Rack Systems

Tracklander Fit Kit (31104)

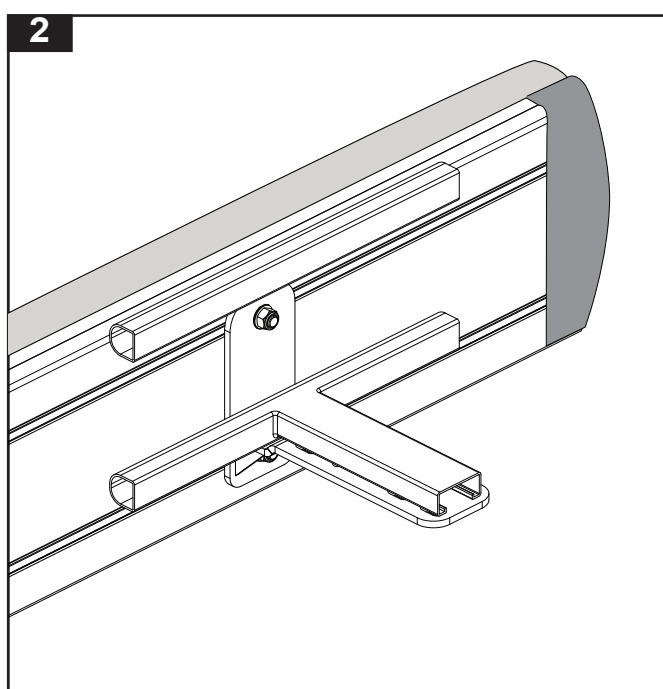
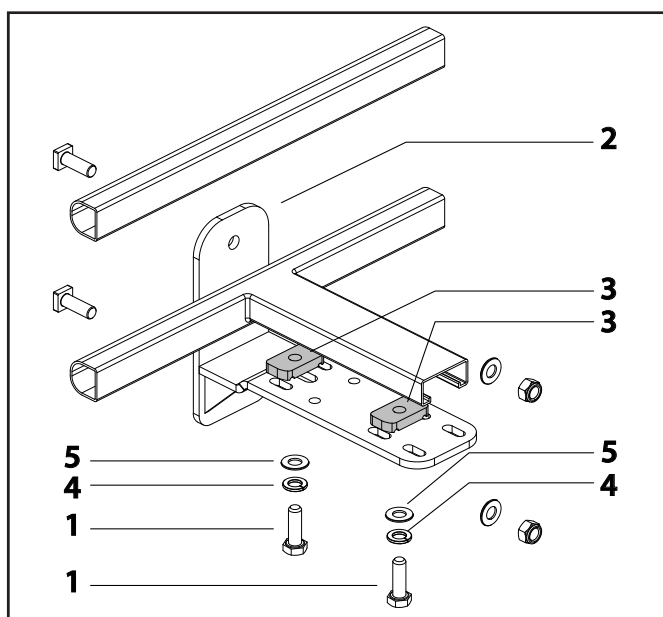
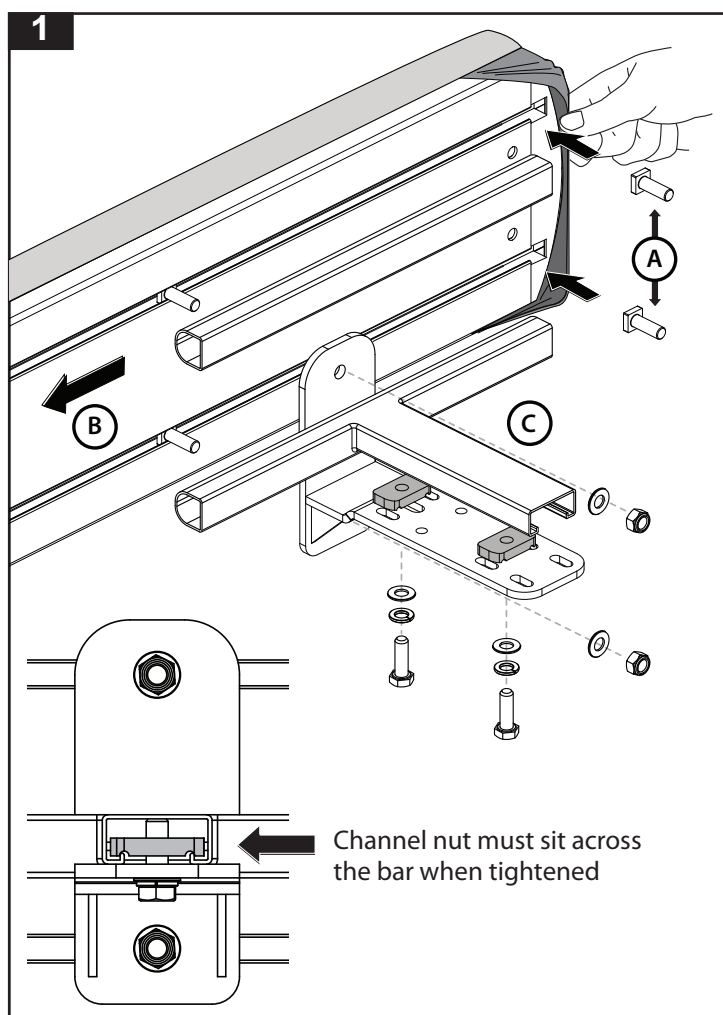
Place these instructions in the vehicle's glove box after installation is complete.

Important: Please read these instructions carefully prior to installation.
Check the contents of kit before commencing fitment and report any discrepancies

This kit is to be used in conjunction with the fitting kit supplied with your Rhino Rack FOXWING Awning by OZTENT

Parts List

Item	Component Name	Qty	Part No.
1	M8 x 25 Hex Screw	4	B169
2	Foxwing Roof Tray Bracket	2	C716
3	M8 Channel Nut	4	N003
4	M8 Spring Washer	4	W019
5	M8 x 17 Flat Washer	4	W020
6	Fitting Instructions	1	RR214



Rhino-Rack
3 Pike Street, Rydalmere,
NSW 2116, Australia.
(Ph) (02) 9638 4744
(Fax) (02) 9638 4822

Document No: RR214
Prepared By: Andy Wana
Authorised By: Gary England

Issue No: 01
Issue Date: 25/03/2009