




# 2-in-1 Convertible Freezer/Refrigerators

FGVU21F8Q T/F/W

Frost-Free 20.5 Cu. Ft.



## Signature Features



### 2-in-1 Freezer or Refrigerator

As your cold storage needs change, our 2-in-1 freezer or refrigerator offers you the flexibility to switch between freezer and refrigerator.



### SpaceWise® Color-Coordinated Baskets

Take organization to the next level with our heavy-duty color-coordinated plastic baskets that can help you organize items by categories or purchase date so items are much easier to find.



### SpaceWise® Organization System

Our SpaceWise® Organization System offers organizational solutions you can customize to fit your needs like our adjustable shelving and door bins, and our color-coordinated plastic baskets.



### Frost-Free Operation

Never defrost your freezer again so you can spend time on more important things.

## Product Dimensions

Height (Including Hinges)	73-3/16"
Width	34"
Depth (Including Door)	30-1/2"

## More Easy-To-Use Features

### Bright LED Lighting

Bright LED theatre lighting so you can spend less time digging through your freezer for items.<sup>1</sup>

### Built with American Pride

Appliances that are high-performing, more accessible, and more innovative than ever — designed, built, and engineered in the U.S.A.

### Smudge-Proof™ Stainless Steel<sup>2</sup>

Resists fingerprints and is easy to clean.

### Soft Freeze™ Zone

A bin that remains slightly warmer than the freezer interior for convenient storage for soft freeze items such as ice cream.

### SpaceWise® Adjustable Door Bins

Flexible storage options, with door bins you can organize to fit your needs..

### SpaceWise® Pizza Shelf

Keep frozen pizzas organized on the pizza shelf so you have easy access when you want to heat one up.

### SpaceWise® Adjustable Shelving

Adjustable shelf allows you to customize your freezer so you can fit different size items as your needs change.

## Express-Select® Controls

### Thicker Walls

Keeps food frozen for over 2 days if there is a power outage.<sup>3</sup>

### Door Lock

### Store-More™ Crisper Drawer

ENERGY STAR®



Available in:

Classic Slate (T)	Stainless (F)	White (W)

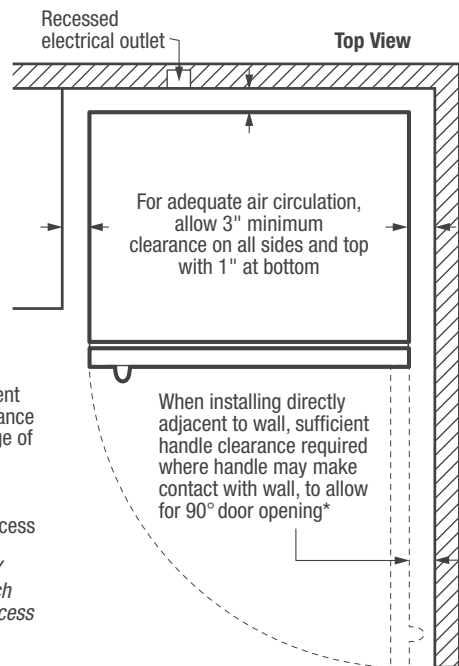
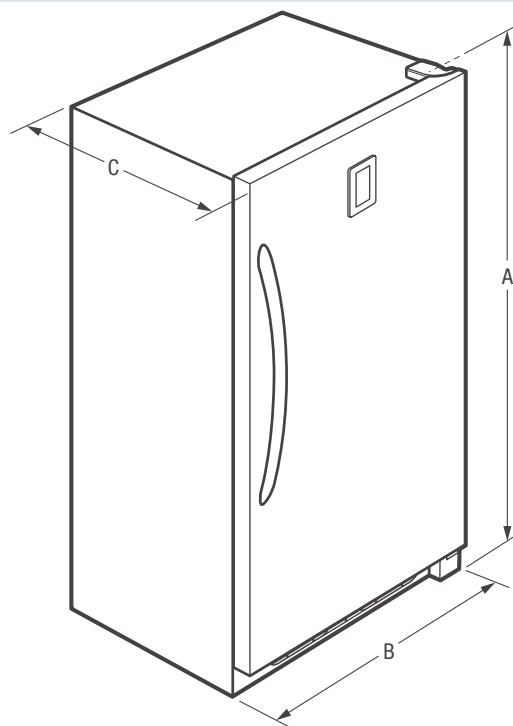
<sup>1</sup> Compared to Incandescent, 25W and 40W bulbs.

<sup>2</sup> Select Models Only.

<sup>3</sup> Average cabinet temperature as tested per AHAM standard HRF-1-2007 Section 7.9 at 70 degrees with door remaining closed.

Features	
Door Handle Design	Reach-Through
Reversible Door	
Automatic Door Closer	Yes
Leveling Legs	Yes
Defrost	Frost-Free
Adjustable Temperature Control	Express-Select® LCD
Front Digital Display	Yes
Temp Display Mode	F/C
High-Temp Alarm	Yes
Door Ajar Alarm	Yes
Interior Lighting	Theatre LED
Full-Width Adjustable Shelves	3 SpaceWise® Glass
Mid-Level Basket	1
Retractable Pizza Shelf	1
Crisper Drawer	1 Clear
Soft Freeze™ Zone	Yes
Store-More™ Adjustable Door Bins	4 Clear
Full-Width Door Bins	1 Clear
Convertible	Yes
Certifications	
ENERGY STAR®	Yes
CSA Rating	Household
Specifications	
Total Capacity (Cu. Ft.)	20.5
Shelf Area (Sq. Ft.)	13.1
Annual Energy (kWH)	345
Annual Energy Cost (.12/kWH)	\$41
Power Supply Connection Location	Lower Right Rear
Voltage Rating	115V / 60Hz / 15A
Connected Load (kW rating) @ 115 Volts¹	.60
Amps @ 115 Volts	5
Minimum Circuit Required (Amps)	15
Shipping Weight (Approx.)	230 Lbs.

¹An electrical supply with grounded three-prong receptacle is required. The power supply circuit must be installed in accordance with current edition of National Electrical Code (NFPA 70) and local codes & ordinances.



\* When installing freezer adjacent to wall, cabinet or other appliance that extends beyond front edge of unit, 20" minimum clearance recommended to allow for optimum 140° door swing, providing complete basket access and removal. (*Absolute 3" minimum clearance will ONLY allow for 90° door swing which will provide limited basket access with restricted removal.*)

NOTE: For planning purposes only. Always consult local and national electric codes. Refer to Product Installation Guide for detailed installation instructions on the web at [frigidaire.com](http://frigidaire.com).



Product Dimensions	
A - Height (Including Hinges)	73-3/16"
B - Width	34"
C - Depth (Including Door)	30-1/2"
D - Depth with Door Open 90°	62-1/8"

Accessories information available on the web at [frigidaire.com](http://frigidaire.com)

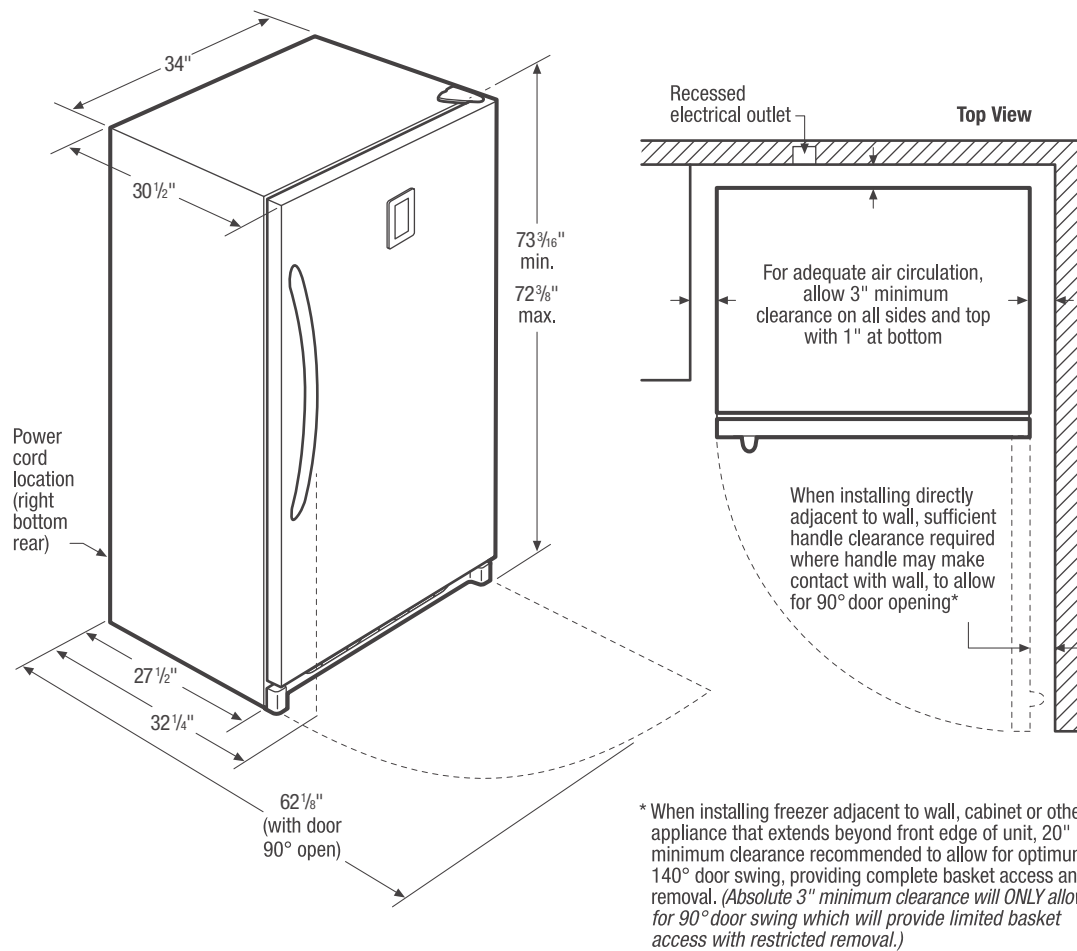
## FRIGIDAIRE

USA • 10200 David Taylor Drive • Charlotte, NC 28262 • 1-800-FRIGIDAIRE • [frigidaire.com](http://frigidaire.com)  
 CANADA • 5855 Terry Fox Way • Mississauga, ON L5V 3E4 • 1-800-265-8352 • [frigidaire.ca](http://frigidaire.ca)

FGVU21F8Q 10/14

© 2014 Electrolux Home Products, Inc.

Specifications subject to change.



## Convertible Freezer/Refrigerator Specifications

- Product Shipping Weight (approx.) - 230 Lbs.
- An electrical supply with grounded three-prong receptacle is required. The power supply circuit must be installed in accordance with current edition of *National Electrical Code (NFPA 70)* and local codes & ordinances.
- Voltage Rating - 115V, 60Hz
- Connected Load (kW Rating) @115 Volts = 0.60 kW
- Amps @115 Volts = 5 Amps
- Always consult local and national electric codes.
- For adequate air circulation, allow 3" minimum clearance on all sides and top with 1" at bottom.

- When installing freezer adjacent to wall, cabinet or other appliance that extends beyond front edge of unit, 20" minimum clearance recommended to allow for optimum 140° door swing, providing complete basket access and removal. (Absolute 3" minimum clearance will ONLY allow for 90° door swing which will provide limited basket access with restricted removal.)
- Locate where surrounding air temperature will not exceed 110° F, to ensure optimum performance. (Temperatures 32° F and below will NOT affect operation.)
- All bottom corners of unit MUST rest firmly on solid level surface of hard material, same height as flooring. Surface must be strong and stable enough to support unit when fully loaded.
- Equipped with adjustable leveling legs to ensure unit is level, which is required in order to function properly.

**Note:** For planning purposes only. Refer to Product Installation Guide on the web at [frigidaire.com](http://frigidaire.com) for detailed instructions.