



Freezers

FFFH21F4Q T/W

**Frost-Free
20.5 Cu. Ft. Upright**



Signature Features

SpaceWise® Adjustable Baskets with Color-Coordinated Clips

Take organization to the next level with our heavy-duty adjustable plastic baskets with color-coordinated clips that snap-on, and can be used to organize items by categories or purchase date so items are much easier to find.

Bright LED Lighting

Brighter LED theatre lighting so you can spend less time digging through your freezer for items.¹

Built with American Pride

Appliances that are high-performing, more accessible, and more innovative than ever — designed, built, and engineered in the U.S.A.

Frost-Free Operation

Never defrost your freezer again so you can spend time on more important things.

Product Dimensions

Height (Including Hinges)	73-3/16"
Width	34"
Depth (Including Door)	30-1/4"

More Easy-To-Use Features

Adjustable Temperature Control
Select the correct temperature for your needs.

ENERGY STAR®-Qualified
Save money on your utility bills with Energy Star Qualified appliances.

Classic Slate
Available in a new modern color, Classic Slate, so it can work anywhere in your home.


Lock with Pop-Out Key
The freezer key automatically ejects after locking the door so you won't leave it in the door.

Power-On Indicator Light
Know at a glance that your freezer is working.



ENERGY STAR®

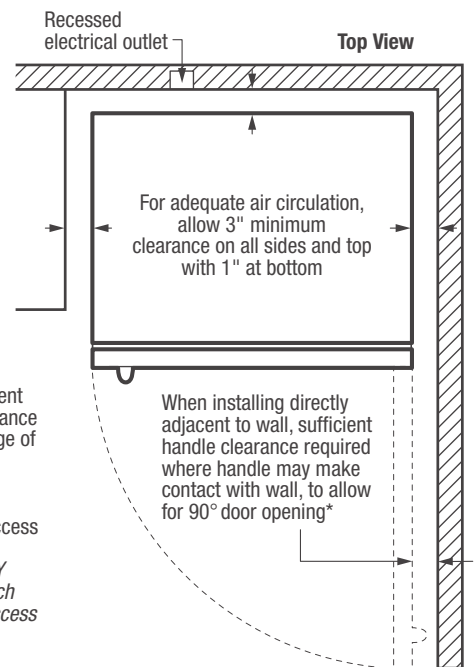
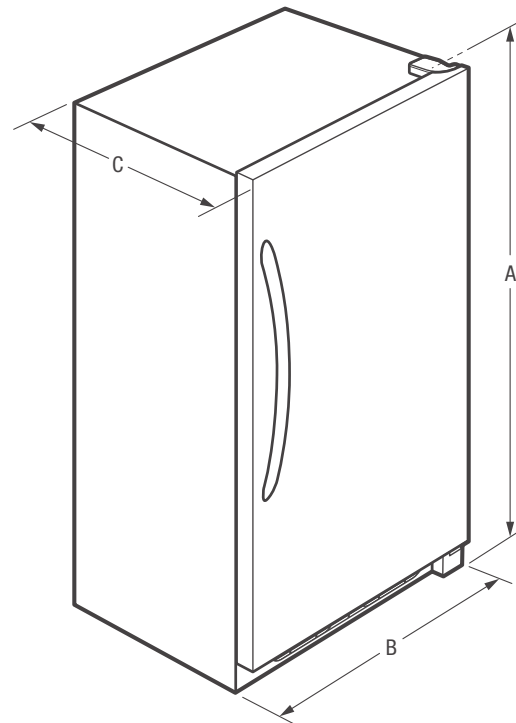
Available in:



¹ Compared to Incandescent, 25W and 40W bulbs.

Features	
Door Handle Design	Reach-Through
Reversible Door	
Automatic Door Closer	Yes
Leveling Legs	Yes
Lock with Pop-Out Key	Yes
Defrost	Frost-Free
Adjustable Temperature Control	Mechanical Dial
Front Digital Display	
Temp Display Mode	
High-Temp Duration Readout	
High-Temp Alarm	
Door Ajar Alarm	
Airflow Ports	1
Interior Lighting	LED
Full-Width Adjustable Shelves	4 Wire
Full-Width Fixed Shelves	
Removable Trivet	
Mid-Level Baskets	1
Lower Storage Basket	1
Basket Dividers	
Retractable Pizza Shelf	
Soft Freeze™ Zone	
SpaceWise® Adjustable Door Bins	3 White
Full-Width Door Bins	2 White
Store-More™ Tilt-Out Wire Door Bins	
Fixed Door Racks	
Defrost Drain	
Power-On Light	Yes
Certifications	
ENERGY STAR®	Yes
CSA Rating	Household
Specifications	
Total Capacity (Cu. Ft.)	20.53
Shelf Area (Sq. Ft.)	13.1
Annual Energy (kWH)	484
Annual Energy Cost (.12/kWH)	\$58
Power Supply Connection Location	Lower Right Rear
Voltage Rating	115V, 60Hz
Connected Load (kW rating) @ 115 Volts¹	.6
Amps @ 115 Volts	5
Minimum Circuit Required (Amps)	15
Shipping Weight (Approx.)	210 Lbs.

¹An electrical supply with grounded three-prong receptacle is required. The power supply circuit must be installed in accordance with current edition of National Electrical Code (NFPA 70) and local codes & ordinances.



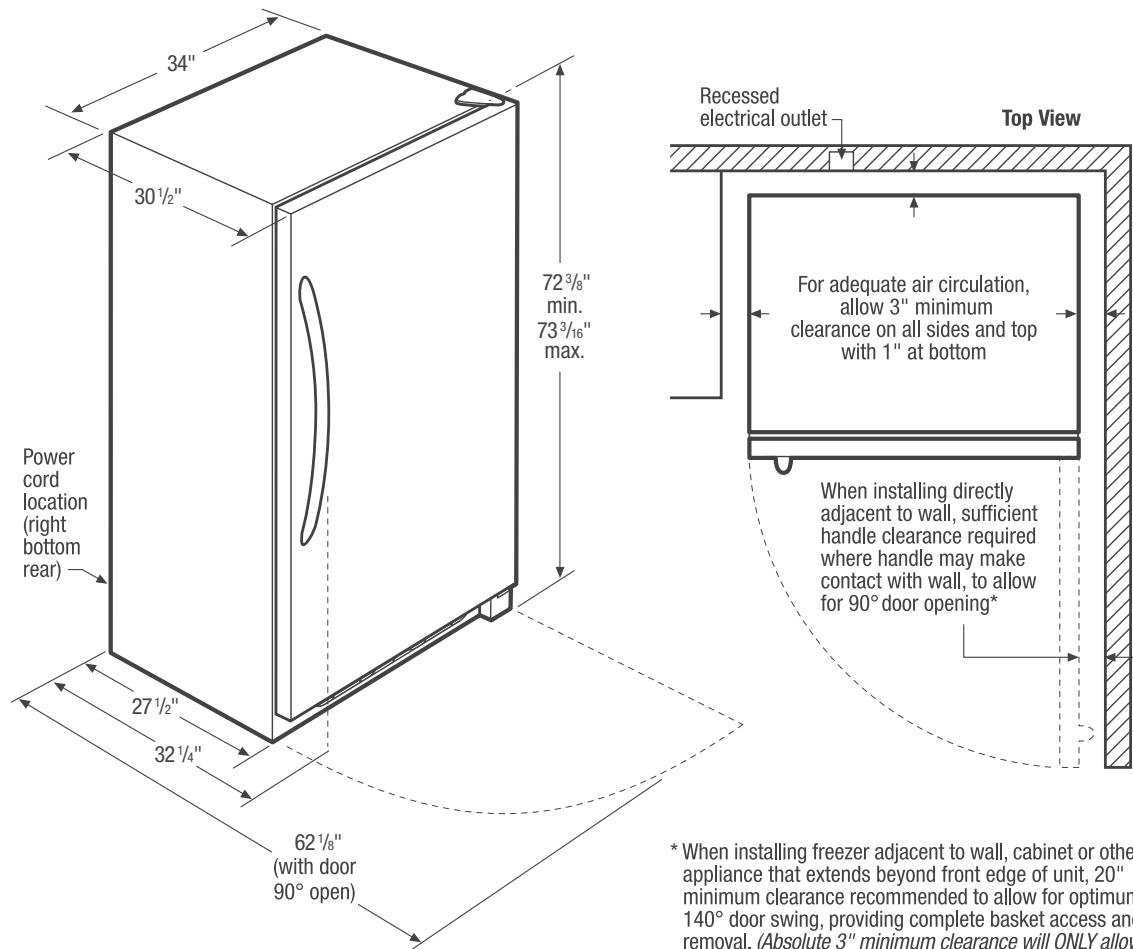
* When installing freezer adjacent to wall, cabinet or other appliance that extends beyond front edge of unit, 20" minimum clearance recommended to allow for optimum 140° door swing, providing complete basket access and removal. (Absolute 3" minimum clearance will ONLY allow for 90° door swing which will provide limited basket access with restricted removal.)

NOTE: For planning purposes only. Always consult local and national electric codes. Refer to Product Installation Guide for detailed installation instructions on the web at frigidaire.com.



Product Dimensions	
A - Height (Including Hinges)	73-3/16"
B - Width	34"
C - Depth (Including Door)	30-1/2"
Depth with Door Open 90°	62-1/8"

Accessories information available on the web at frigidaire.com



* When installing freezer adjacent to wall, cabinet or other appliance that extends beyond front edge of unit, 20" minimum clearance recommended to allow for optimum 140° door swing, providing complete basket access and removal. (Absolute 3" minimum clearance will ONLY allow for 90° door swing which will provide limited basket access with restricted removal.)

Upright Freezer Specifications

- Product Shipping Weight (approx.) – 210 Lbs.
- An electrical supply with grounded three-prong receptacle is required. The power supply circuit must be installed in accordance with current edition of *National Electrical Code (NFPA 70)* and local codes & ordinances.
- Voltage Rating – 115V, 60Hz
- Connected Load (kW Rating) @ 115 Volts = 0.6 kW
- Amps @ 115 Volts = 5 Amps
- Always consult local and national electric codes.
- For adequate air circulation, allow 3" minimum clearance on all sides and top with 1" at bottom.

- When installing freezer adjacent to wall, cabinet or other appliance that extends beyond front edge of unit, 20" minimum clearance recommended to allow for optimum 140° door swing, providing complete basket access and removal. (Absolute 3" minimum clearance will ONLY allow for 90° door swing which will provide limited basket access with restricted removal.)
- Locate where surrounding air temperature will not exceed 110° F, to ensure optimum performance. (Temperatures 32° F and below will NOT affect operation.)
- All bottom corners of unit MUST rest firmly on solid level surface of hard material, same height as flooring. Surface must be strong and stable enough to support unit when fully loaded.
- Equipped with adjustable leveling legs to ensure unit is level, which is required in order to function properly.

Note: For planning purposes only. Refer to Product Installation Guide on the web at frigidaire.com for detailed instructions.