



Top Mount Refrigerators

FGTR1844Q F/P/E

18 Cu. Ft. Top Mount



Signature Features



Over 100 Ways to Organize

Our SpaceWise® Organization System offers 100 ways to organize with the Custom-Flex™ Door.¹



Custom-Flex™ Door Bins & Accessories

With this Custom-Flex™ Door, you have a blank canvas to customize the door that offers you exactly what you need. You can mix and match across 6 different bins and accessories.



Bright LED Lighting

Find food faster with bright LED lighting.



Smudge-Proof™ Stainless Steel²

Resists fingerprints and smudges so it's easy to clean.

Product Dimensions

Height (Including Hinges & Rollers)	66-1/8"
Width	30"
Depth (Incl. Door)	29-7/8"

More Easy-To-Use Features

Ice-Ready

Our refrigerator is ice-ready so you have the flexibility to easily add an ice maker later if you decide you want one.

SpillSafe® Shelves

Designed to keep spills contained, making cleanup a breeze.

Reversible Door

Door can be installed to open left or right based on your needs.

Store-More™ Humidity-Controlled Crisper Drawers

Our humidity-controlled crisper drawers are designed to keep your fruits and vegetables fresh so you don't have to worry about stocking up.

Full-Width Wire Freezer Shelf

Gives you a way to organize items in your freezer better so you can find food quickly.

Garage-Ready

Our top freezer offers the flexibility to work in your home or in your garage. It's built to handle extreme temperature conditions.

A.D.A. - Compliant³

With accessible shelving, and controls that are positioned within arm's reach and allow one-hand operation, our top-freezer refrigerator is A.D.A.-Compliant.



Available in:



Stainless
(F)



Pearl
(P)



Ebony
(E)

¹Image shown may not be representative of actual Custom-Flex™ Door accessories included with model.

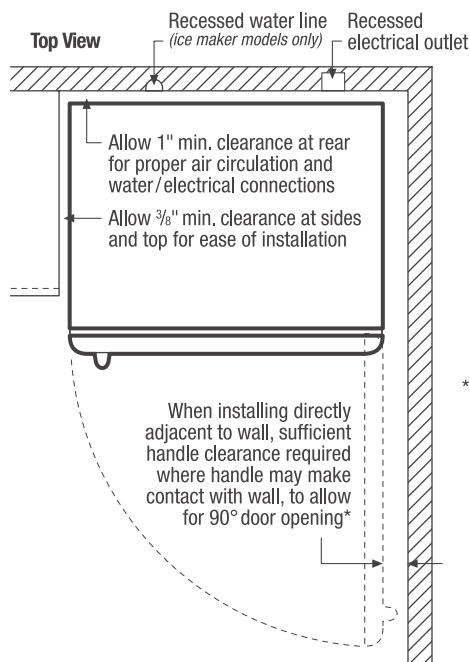
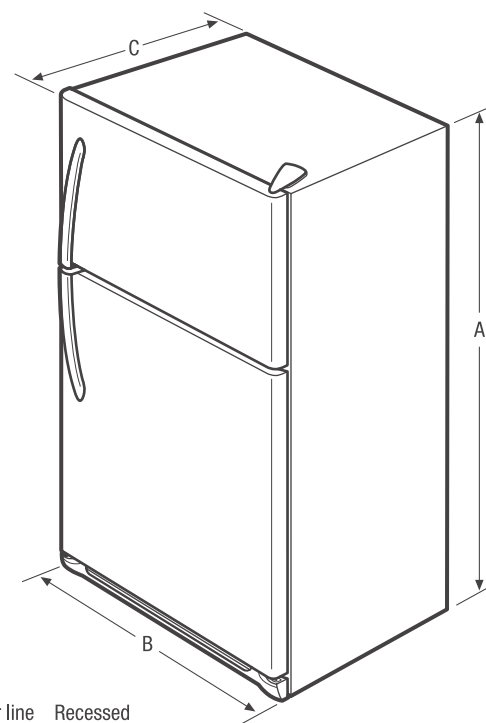
²Select models only.

³When properly installed, this model is A.D.A.-qualified based on the United States Access Board's A.D.A./A.B.A. Accessibility Guidelines and the Department of Justice's 2010 A.D.A. Standards for Accessible Design.

Features	
Door Design	UltraSoft™
Door Handle Design	Stainless Steel (F), Color-Coordinated (P/E)
Cabinet Finish (Textured)	Grey (F), Color-Coordinated (P/E)
Door Stops	Yes
Door Hinge Covers	Grey (F), Color-Coordinated (P/E)
Door Reverse Option	Yes
Rollers - Front/Rear	Adjustable/Yes
Sound Package	
Toe Grille	Grey (F), Color-Coordinated (P/E)
Garage-Ready	Yes
Refrigerator Features	
Custom-Flex™ Door	Yes
Interior Lighting	LED
Refrigerator Shelves	2 Full-Width SpillSafe®
Deli Drawer	1 Half-Width Clear
Store-More™ Crisper Drawers	2 Clear
Humidity Controls	2
Dairy Compartment	
Fixed Door Bins	1 Full-Width White
Custom-Flex™ Door Accessories	
Door Racks	
Non-Slip Bin Liner	
Freezer Features	
Door Bins	
Door Racks	2 Full-Width Clear
Freezer Shelves	1 Full-Width Wire
Factory Ice Maker w/ Large Ice Bin	Optional (PN# IM116)
Lighting	LED
Certifications	
A.D.A. - Compliant ¹	Yes
Specifications	
Total Capacity (Cu. Ft.)	18.1
Refrigerator Capacity (Cu. Ft.)	14.1
Freezer Capacity (Cu. Ft.)	4.0
Power Supply Connection Location	Right Bottom Rear
Water Inlet Connection Location	Bottom Right
Voltage Rating	120V / 60Hz / 15A
Connected Load (kW Rating) @ 120 Volts ²	0.54
Amps @ 120 Volts	6.0
Minimum Circuit Required (Amps)	15
Shipping Weight (Approx.)	205 Lbs.

¹When properly installed, this model is A.D.A.-qualified based on the United States Access Board's A.D.A./A.B.A. Accessibility Guidelines and the Department of Justice's 2010 A.D.A. Standards for Accessible Design.

²For use on adequately wired 120V, dedicated circuit having 2-wire service with a separate ground wire. Appliance must be grounded for safe operation.



*When installing refrigerator adjacent to wall, cabinet or other appliance that extends beyond front edge of unit, 20" minimum clearance recommended to allow for optimum 140° door swing, providing complete crisper access and removal. (Absolute 3" minimum clearance will ONLY allow for 90° door swing which will provide limited crisper access with restricted removal.)

Product Dimensions	
A - Height (Incl. Hinges & Rollers)	66-1/8"
B - Width	30"
C - Depth (Incl. Door)	29-7/8"
Depth with Door Open 90°	58-1/2"

NOTE: For planning purposes only. Always consult local and national electric and plumbing codes. Refer to Product Installation Guide for detailed installation instructions on the web at frigidaire.com.



Optional Accessories	Part Number
Custom-Flex™ Mini Bin	5304496497
Custom-Flex™ Small Bin	5304496498
Custom-Flex™ Medium Bin	5304496499
Custom-Flex™ Large Bin	5304496500
Custom-Flex™ Dairy Bin	5304496501
Custom-Flex™ Can Dispenser	5304496503

Accessories information available on the web at frigidaire.com

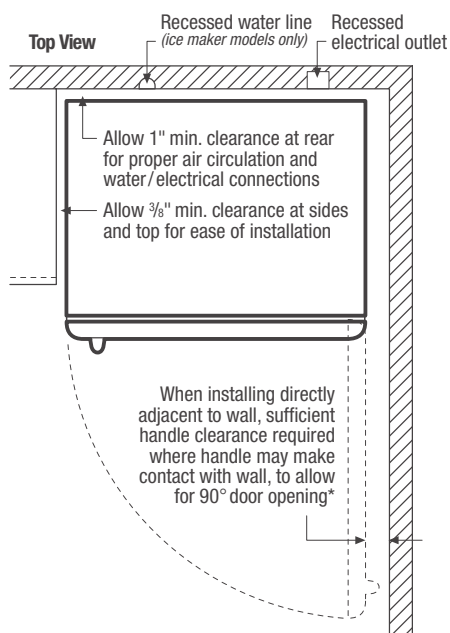
FRIGIDAIRE

USA • 10200 David Taylor Drive • Charlotte, NC 28262 • 1-800-FRIGIDAIRE • frigidaire.com
 CANADA • 5855 Terry Fox Way • Mississauga, ON L5V 3E4 • 1-800-265-8352 • frigidaire.ca

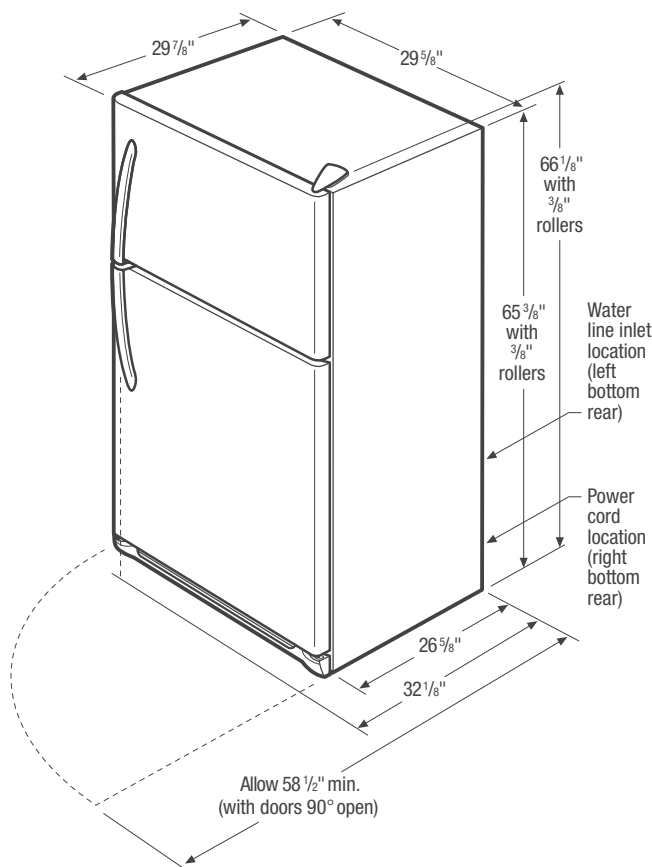
FGTR1844Q 10/14

© 2014 Electrolux Home Products, Inc.

Specifications subject to change.



*When installing refrigerator adjacent to wall, cabinet or other appliance that extends beyond front edge of unit, 20" minimum clearance recommended to allow for optimum 140° door swing, providing complete crisper access and removal. (Absolute 3" minimum clearance will ONLY allow for 90° door swing which will provide limited crisper access with restricted removal.)



Top Mount Refrigerator Specifications

- Product Shipping Weight (approx.) – 205 Lbs.
- An electrical supply with grounded three-prong receptacle is required. The power supply circuit must be installed in accordance with current edition of National Electrical Code (NFPA 70) and local codes & ordinances.
- Voltage Rating – 120V / 60 Hz / 15 Amps
- Connected Load (kW Rating) @ 120 Volts = 0.54 kW
- Amps @ 120 Volts = 6.0 Amps
- Always consult local and national electric & plumbing codes.
- Floor should be level surface of hard material, capable of supporting fully loaded refrigerator.
- Minimum 3/8" clearance required for sides and top of refrigerator with 1" clearance at rear to allow for ease of installation, proper air circulation, and plumbing/electrical connections.
- When installing refrigerator adjacent to wall, cabinet or other appliance that extends beyond front edge of unit, 20" minimum clearance recommended to allow for optimum 140° door swing, providing complete crisper access and removal. (Absolute 3" minimum clearance will ONLY allow for 90° door swing which will provide limited crisper access with restricted removal.)
- To ensure optimum performance, do not install in areas where temperature drops below 55°F or rises above 110°F and avoid installing in direct sunlight or close proximity to range, dishwasher or other heat source.
- For proper ventilation, front grille MUST remain unobstructed.
- Recess electrical outlet when possible.
- Optional Ice Maker Kit (PN# IM116) available for installation in ice maker-ready models only.
- Water recess on rear wall recommended to prevent water line damage.
- Water Pressure – Cold water line must provide between 30 and 100 pounds per square inch (psi).
- Copper tubing with 1/4" O.D. recommended for water supply line with length equal to distance from rear of unit to household water supply line plus 7 additional feet. Optional Water Supply Installation Kits available.
- Adjustable front rollers to assist with door alignment.

Note: For planning purposes only. Refer to Product Installation Guide on the web at frigidaire.com for detailed instructions.

Optional Accessories

- Ice Maker Kit – (PN# IM116).

FRIGIDAIRE

USA • 10200 David Taylor Drive • Charlotte, NC 28262 • 1-800-FRIGIDAIRE • frigidaire.com
 CANADA • 5855 Terry Fox Way • Mississauga, ON L5V 3E4 • 1-800-265-8352 • frigidaire.ca

FGTR1844Q 10/14

© 2014 Electrolux Home Products, Inc.



Specifications
subject to change.