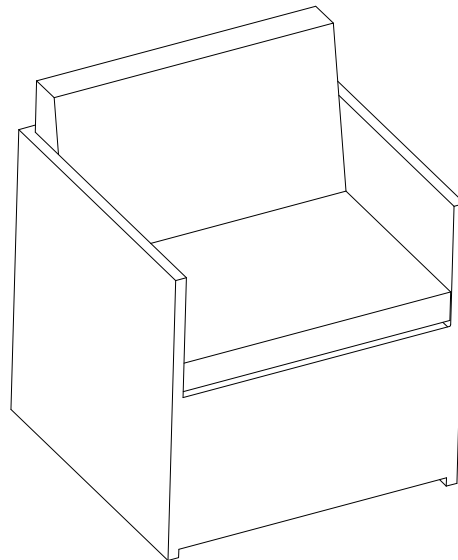




Live life Comfortably.™



USE AND CARE GUIDE

Kmart Emmett 5Pc Dining Set

* Chair

Product Code: 780-06492667-8

UPC Code: 7-22938-10537-3

Date of Purchase: __ / __ / __

La-Z-Boy® is a registered trademark of La-Z-Boy Incorporated and is used under license to BJI, Inc.

© 2015 La-Z-Boy Incorporated.

Thank you for your purchase

THANK YOU FOR YOUR PURCHASE!

We are pleased that you have chosen Kmart for your outdoor furniture purchase. We hope that you enjoy the unmatched quality, comfort, and style of your new patio set. Every piece is meticulously considered all the way down to the smallest details, exclusively for you, by our world class design team. We know you have a choice when it comes to your patio furniture needs, so from our team to yours, thank you for letting us be a part of your outdoors.

Table of Contents

Table of Contents.....	2
Safety Information	3
Set up your furniture properly.....	3
Examine your furniture.....	3
Warranty	3
What is Covered	3
What is Not Covered.....	3
Care and Maintenance.....	4
Pre-Assembly	5
Planning Assembly	5
Observe weight limits.....	5
Package contents	5
Assembly Instruction	6
Customer Service	7

Safety Information

SET UP YOUR FURNITURE PROPERLY

- Ensure that all parts are assembled properly and fully tightened as per the instructions.
- When placing in the desired location, ensure that all legs are resting on the same surface. You may adjust the legs levelers as required to ensure that the item stands in a rigid position.



CAUTION: Read all of the instructions in this manual before you begin assembly. Failure to do so may result in faulty assembly and potential injury!

EXAMINE YOUR FURNITURE

- Examine occasionally to ensure that there are no loose parts. If loose parts are found, they must be retightened fully before additional use.

Warranty

THIS IS A RESIDENTIAL WARRANTY AND DOES NOT APPLY FOR COMMERCIAL USE.

1 YEAR WARRANTY FOR FRAME, RESIN WICKER AND CUSHIONS.

WHAT IS COVERED

We warrant the frame, resin wicker to be free of Manufacturing defects to the original purchaser for 1 year.

WHAT IS NOT COVERED

It remains the customer's responsibility for freight and packaging charges to and from our service center.

This warranty does not cover commercial use, hardware, acts of nature, fire, freezing and abusive use.

Discoloration or fading of the finish or fabrics as a result of chemicals or spills is not covered.

Glass table top breakage and corrosion or rusting of hardware are not covered.

In addition, purchase parts are not covered under this warranty.

Proof of purchase (dated register receipt) is required for warranty claims.

Warranty (continued)

We reserve the right to make substitutions with similar merchandise, if the model in question is no longer in production.

For a copy of our full limited warranty, please contact our customer service team below.

Contact the Customer Service Team at 1 866-851-2393 or visit www.Bjifurniture.com.

Care and Maintenance

- Do not allow water to build up in frames. This will cause corrosion and possible freezing damage in cold climates.
- Use a mild soap and water for normal cleaning. DO NOT use janitorial or alcohol based cleaners. Some cleaners may be marked as natural, but some ingredients can cause discoloration or have adverse reaction to your finish.
- Rinse with clean water and dry with a soft, absorbent cloth towel.
- Cushions, slings, and/or an umbrella may be cleaned by hand with a solution of soap and water with a clean water rinse. Never machine wash as this will result in shrinking or damage. After cleaning, tip on end and allow to drip dry. Never use a commercial or home dryer to tumble dry fabric goods.
- Treat frames with liquid wax for maximum protection against UV rays and /or salty, damp air.
- Umbrella should be closed when not in use. Umbrella should be removed and stored in the event of wind, rain, hail, sleet, snow, or any other inclement weather. To prevent damage to your table, always use an umbrella base with your umbrella. Store indoors during winter months.
- Use and operation: To prolong the life of your outdoor furniture, cover when not in use. Store indoors during winter months.

Pre-Assembly

PLANNING ASSEMBLY

PLEASE READ COMPLETE USE AND CARE GUIDE PRIOR TO ASSEMBLY!

Identify all parts packed in the carton against the parts list. Remove all protective materials and place the parts on a nonabrasive surface to avoid scratching. It takes about 8 minutes for 1 person to complete all the assembly.



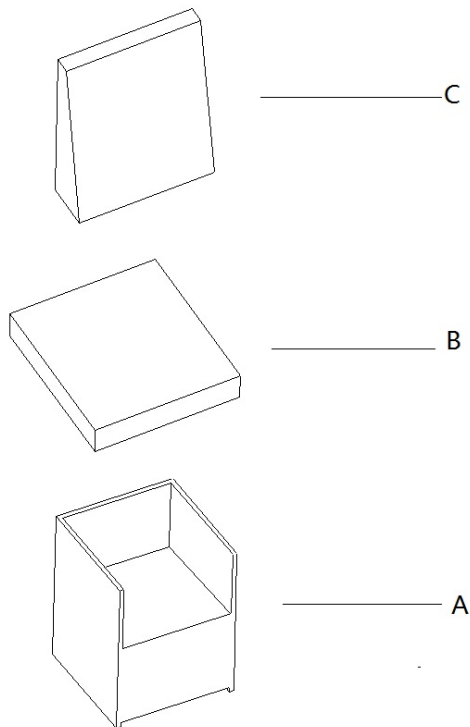
NOTE: More than one person may be required to complete the assembly of this product.

OBSERVE WEIGHT LIMITS

The recommended weight limit for each item is listed below:

- Chair: 300 lbs

PACKAGE CONTENTS

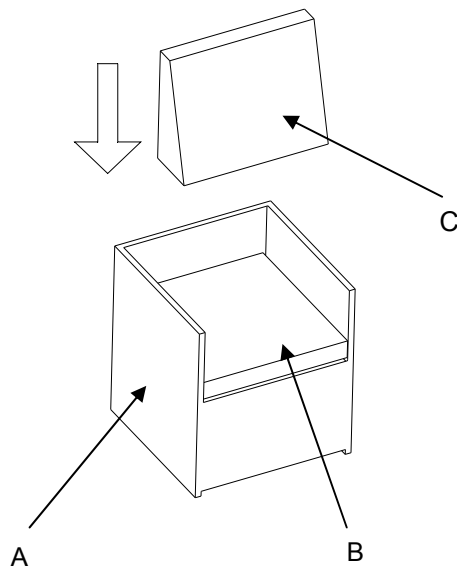


Part	Description	Quantity
A	Chair Frame	4
B	Seat Cushion	4
C	Back Cushion	4

Assembly Instruction

1 Attaching the cushions

- Place the seat cushion (B) and back cushion (C) onto the chairs.
- Chairs are ready for your enjoyment now.





Please refer to part number when reordering

Questions, problems, missing parts? Before returning to the store,
call our Customer Service
8 a.m. - 5 p.m., EST, Monday-Thursday
8 a.m. - 4 p.m., EST, Friday

1-866-851-2393

Made in/ Hecho en CHINA


Distributed by Kmart Corporation, Hoffman Estates, IL60179

See our extensive assortment of outdoor living products on-line
at www.sears.com and www.kmart.com

Retain this manual for future use.



Live life Comfortably.™



USE AND CARE GUIDE

Kmart Emmett 5Pc Dining Set

* Table

Product Code: 780-06492667-8

UPC Code: 7-22938-10537-3

Date of Purchase: __ / __ / __

La-Z-Boy® is a registered trademark of La-Z-Boy Incorporated and is used under license to BJI, Inc.

© 2015 La-Z-Boy Incorporated.

Thank you for your purchase

THANK YOU FOR YOUR PURCHASE!

We are pleased that you have chosen Kmart for your outdoor furniture purchase. We hope that you enjoy the unmatched quality, comfort, and style of your new patio set. Every piece is meticulously considered all the way down to the smallest details, exclusively for you, by our world class design team. We know you have a choice when it comes to your patio furniture needs, so from our team to yours, thank you for letting us be a part of your outdoors.

Table of Contents

Table of Contents.....	2
Safety Information	3
Set up your furniture properly.....	3
Examine your furniture.....	3
Warranty	3
What is Covered	3
What is Not Covered.....	3
Care and Maintenance.....	4
Pre-Assembly	5
Planning Assembly	5
Observe weight limits.....	5
Package Contents.....	5
Assembly Instruction	6
Customer Service	7

Safety Information

SET UP YOUR FURNITURE PROPERLY

- Ensure that all parts are assembled properly and fully tightened as per the instructions.
- When placing in the desired location, ensure that all legs are resting on the same surface. You may adjust the legs levelers as required to ensure that the item stands in a rigid position.

EXAMINE YOUR FURNITURE

- Examine occasionally to ensure that there are no loose parts. If loose parts are found, they must be retightened fully before additional use.



WARNING: 1. Do not crawl, stand, or sit on table tops.
2. Do not set or lay heavy items on table tops.
3. Avoid extreme hot & cold items being placed on table tops.



WARNING: Do not sit or stand on the table top.



CAUTION: Read all of the instructions in this manual before you begin assembly. Failure to do so may result in faulty assembly and potential injury!

Warranty

THIS IS A RESIDENTIAL WARRANTY AND DOES NOT APPLY FOR COMMERCIAL USE.

1 YEAR WARRANTY FOR FRAME, RESIN WICKER AND CUSHIONS

WHAT IS COVERED

We warrant the frame, resin wicker to be free of Manufacturing defects to the original purchaser for 1 year.

WHAT IS NOT COVERED

It remains the customer's responsibility for freight and packaging charges to and from our service center.

This warranty does not cover commercial use, hardware, acts of nature, fire, freezing and abusive use.

Discoloration or fading of the finish or fabrics as a result of chemicals or spills is not covered.

Glass table top breakage and corrosion or rusting of hardware are not covered.

In addition, purchase parts are not covered under this warranty.

Warranty (continued)

Proof of purchase (dated register receipt) is required for warranty claims.

We reserve the right to make substitutions with similar merchandise, if the model in question is no longer in production.

For a copy of our full limited warranty, please contact our customer service team below.

Contact the Customer Service Team at 1 866-851-2393 or visit www.Bjifurniture.com.

Care and Maintenance

- Do not allow water to build up in frames. This will cause corrosion and possible freezing damage in cold climates.
- Use a mild soap and water for normal cleaning. DO NOT use janitorial or alcohol based cleaners. Some cleaners may be marked as natural, but some ingredients can cause discoloration or have adverse reaction to your finish.
- Rinse with clean water and dry with a soft, absorbent cloth towel.
- Cushions, slings, and/or an umbrella may be cleaned by hand with a solution of soap and water with a clean water rinse. Never machine wash as this will result in shrinking or damage. After cleaning, tip on end and allow to drip dry. Never use a commercial or home dryer to tumble dry fabric goods.
- Treat frames with liquid wax for maximum protection against UV rays and /or salty, damp air.
- Umbrella should be closed when not in use. Umbrella should be removed and stored in the event of wind, rain, hail, sleet, snow, or any other inclement weather. To prevent damage to your table, always use an umbrella base with your umbrella. Store indoors during winter months.
- Use and operation: To prolong the life of your outdoor furniture, cover when not in use. Store indoors during winter months.

Pre-Assembly

PLANNING ASSEMBLY

PLEASE READ COMPLETE USE AND CARE GUIDE PRIOR TO ASSEMBLY!

Identify all parts packed in the carton against the parts list. Remove all protective materials and place the parts on a nonabrasive surface to avoid scratching. It takes about 8 minutes for 1 person to complete all the assembly.



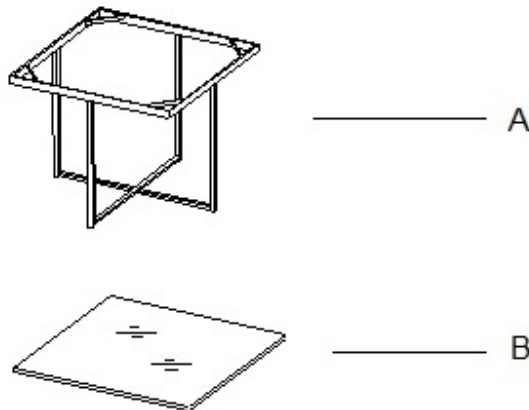
NOTE: More than one person may be required to complete the assembly of this product.

OBSERVE WEIGHT LIMITS

The recommended weight limit for each item is listed below:

- Chair: 300 lbs

PACKAGE CONTENTS



Part	Description	Quantity
A	Table Frame	1
B	Glass Top	1

Assembly Instruction

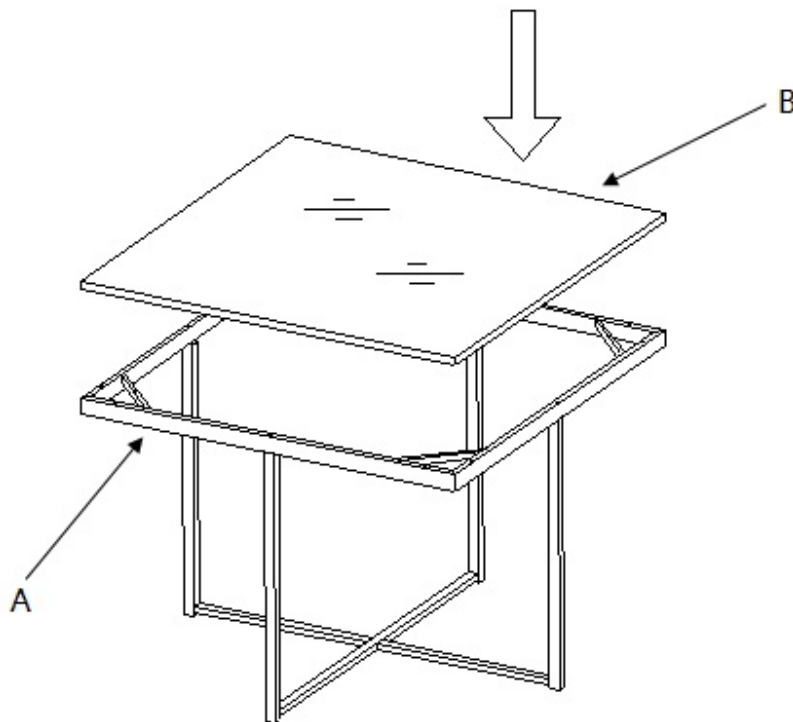
1 Attaching the glass



WARNING:

1. Do not crawl, stand, or sit on table tops.
2. Do not set or lay heavy items on table tops.
3. Avoid extreme hot & cold items being placed on table tops.

- Place the glass top (B) onto the table.
- The table is ready for enjoyment.





Please refer to part number when reordering

Questions, problems, missing parts? Before returning to the store,
call our Customer Service
8 a.m. - 5 p.m., EST, Monday-Thursday
8 a.m. - 4 p.m., EST, Friday

1-866-851-2393

Made in/ Hecho en CHINA

Distributed by Kmart Corporation, Hoffman Estates, IL60179

See our extensive assortment of outdoor living products on-line
at www.sears.com and www.kmart.com

Retain this manual for future use.