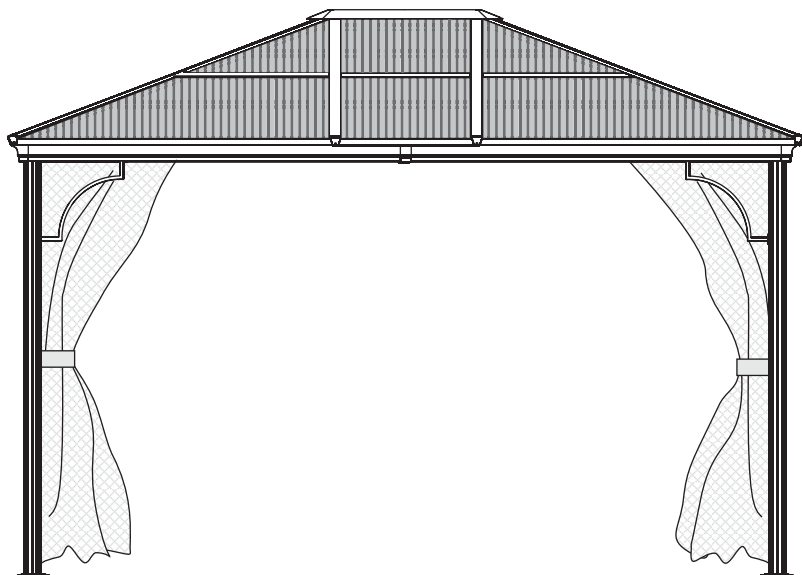


---

# GRAND RESORT®

---



---

## Use and Care Guide

### Replacement Net for Hardtop Gazebo

Product Code: D71 M20695

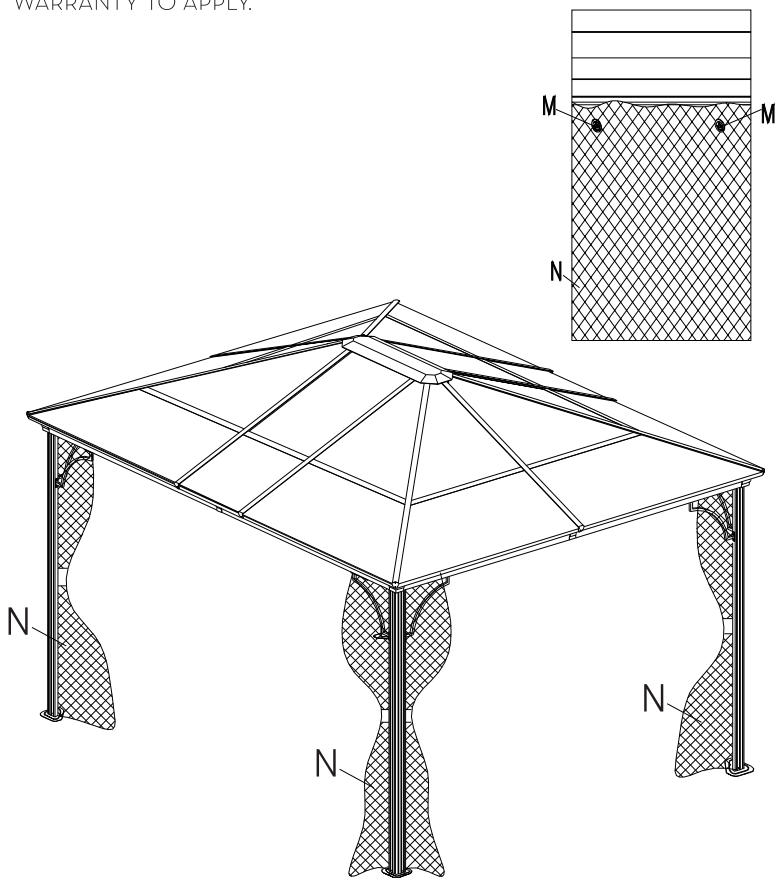
UPC Code: 6939622430145

Date of Purchase: \_\_/\_\_/\_\_


# Assembly Instructions

## STEP FOR NET

- 1.1 : Install the Mosquito Netting (N) onto the Hooks (M) that are on the tracks (from Step 2.1 and 3.1). The mosquito netting should have the zippers centered within each column.
- 1.2 : Each section of mosquito netting has a pre-sewn nylon band which is used to attach the netting to the column. Use the metal hook and insert it into the column.
- **IMPORTANT:** BECAUSE THIS GAZEBO IS CONSIDERED A PERMANENT STRUCTURE THIS FOLLOWING STEP IS MANDATORY TO BE DONE FOR THE WARRANTY TO APPLY.



### PARTS REQUIRED

N		Qty 4
Mosquito Netting		

sears

Please refer to part numbers when reordering

For questions or comments about product:

Email: [service@hengyatrade.com](mailto:service@hengyatrade.com) or Call toll-free: 1-855-379-7070

Made in / Hech en CHINA

Distributed by Sears, Roebuck and Co., Hoffman Estates, IL 60179

See our extensive assortment of outdoor living products  
on-line at [www.sears.com](http://www.sears.com) and [www.kmart.com](http://www.kmart.com)