


# MASON GREEN™

---



---

## USE AND CARE GUIDE

### Cherry Valley 3pc Bistro Set-Table(Blue)

Product Code: D71 M14260

Upc Code: 848306051162

Date of Purchase: \_\_\_\_ / \_\_\_\_ / \_\_\_\_



## Thank you for your purchase

---

### **Thank you for your purchase!**

We are pleased that you have chosen Sears for your outdoor furniture purchase. We hope that you enjoy the unmatched quality, comfort, and style of your new patio set. Every piece is meticulously considered all the way down to the smallest details, exclusively for you, by our world class design team. We know you have a choice when it comes to your patio furniture needs, so from our team to yours, thank you for letting us be a part of your outdoors.

## Table of Contents

---

<b>Table Of Contents.....</b>	<b>2</b>
<b>Safety Information.....</b>	<b>3</b>
Set Up Your Furniture Properly...	3
Examine Your Furniture.....	3
<b>Warranty.....</b>	<b>3</b>
What Is Covered.....	3
What Is Not Covered.....	4
<b>Care And Maintenance.....</b>	<b>5</b>
<b>Pre-Assembly.....</b>	<b>6</b>
Planning Assembly.....	6
Hardware Included.....	6
Package Contents.....	7
<b>Assembly Instructions</b>	
Table.....	8
<b>Customer Service.....</b>	<b>10</b>

## Safety Information

---

### SET UP YOUR FURNITURE PROPERLY

- Ensure that all parts are assembled properly and fully tightened as per the instructions.
- When placing in the desired location, ensure that all legs are resting on the same surface. You may adjust the leg levelers as required to ensure that the item stands in a rigid position.

### EXAMINE YOUR FURNITURE

- Examine occasionally to ensure that there are no loose parts. If loose parts are found, they must be retightened fully before additional use.

## Warranty

---

### WHAT IS COVERED

- This product is covered under the manufacturer's 1-Year Limited Warranty against defects in materials and workmanship. If your furniture frame fails structurally due to inferior metals or welds during normal use within one year of purchase, the manufacturer will repair or replace the defective piece. Resin weave and cushions are warranted for 1-Year from date of purchase. Peeling, crackling, blistering, discoloration or fading are also warranted for 1-Year from the date of purchase. Warranty is to the original purchaser and is non-transferable. Proof of purchase (dated register receipt) and in some cases, photos of product are required for warranty claims. Lack of original receipt will void the warranty. We reserve the right to make substitutions with similar merchandise, if the model in question is no longer in production.

# Warranty

---

## WHAT IS NOT COVERED

- This warranty excludes: furniture used for commercial use, contract or other non-residential purposes, freight damage, furniture damaged by acts of nature, abuse or lack of proper care, vandalism or improper assembly. Discoloration or fading of straps or fabric or finish as a result of chemicals or spills is not covered. Glass, tile, and stone are not covered against breakage; frames and hardware are not covered against corrosion or rusting. In addition, purchased parts are not covered under this warranty. We reserve the right to make substitutions with similar merchandise, if the model in question is no longer in production. Exclusion also includes time for loss of use, inconvenience, travel, packaging or any other incidental or consequential damages. It remains the customer's responsibility for freight and packaging charges to and from our service center. If, within the stated warranty period, this product is found to be defective in material or workmanship, the purchaser must contact the customer service department at 1-877-931-7378.

Email: [custserv@huayueusa.net](mailto:custserv@huayueusa.net)

Customer Service hours: Monday to Friday 9:00AM -4:00PM Eastern

## Care and Maintenance

---

- Wash the frame with a mild solution of soap and water, rinse with clean water, and dry thoroughly.
- Cushions may also be cleaned by hand with a mild solution of soap and water. Rinse the cushion cover thoroughly and allow to drip dry. The back cushion and pillow should be spot cleaned with a soft cloth. Do not machine wash or tumble dry, as cushions may shrink. Do not use bleach or solvents on fabrics. Never use cleaners that contain acid or abrasive materials.
- Use and operation: To improve the lifespan of this furniture, cover when not use and store in a dry place in the off season.

# Pre-Assembly

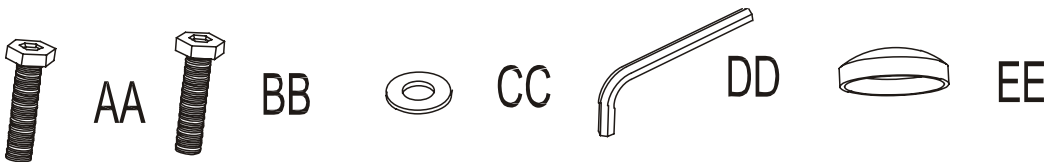
## PLANNING ASSEMBLY

To prevent damage, place all parts on a soft surface during assembly. Remove all protective caps before beginning assembly. It takes about 20 minutes for two people to complete the assembly.

## HARDWARE INCLUDED



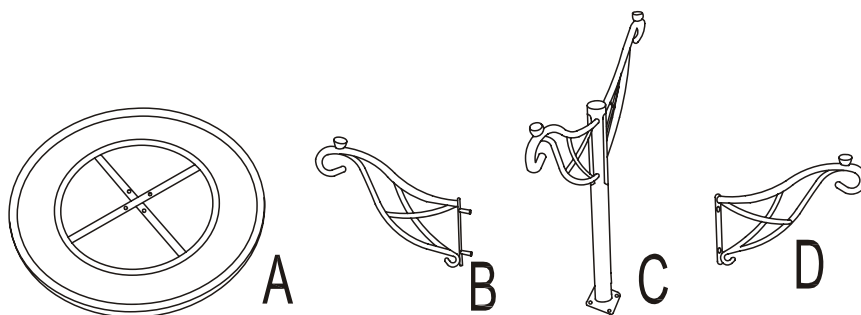
**NOTED:** Hardware not shown to actual size



PART	DESCRIPTION	SIZE (MM)	QUANTITY
AA	BOLT	M6x25	2
BB	BOLT	M6x15	4
CC	METAL WASHER	M6	6
DD	ALLEN WRENCH		1
EE	PLASTIC BOLT CAP	M6	6

## Pre-Assembly(continued)


### Package Contents



PART	DESCRIPTION	QUANTITY
A	TABLE TOP	1
B	LEFT LEG	1
C	MIDDLE LEG	1
D	RIGHT LEG	1



### Safety Information



Every bolt needs to be used with a washer.

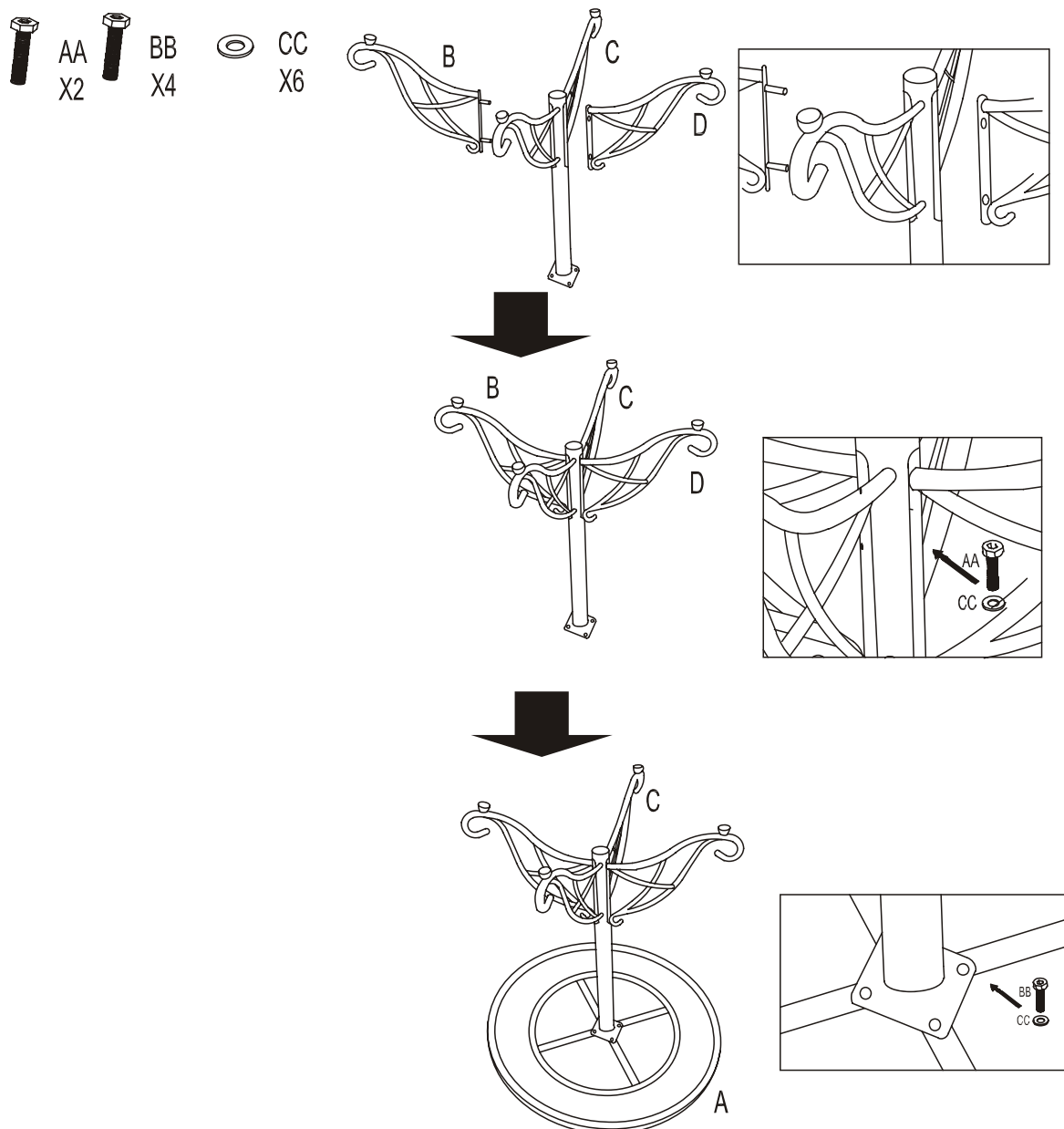
To avoid damage to the table top, do not remove the packaging on the table top until ready to assemble.



# Assembly Instructions

## 1 Attaching the table legs to the table top

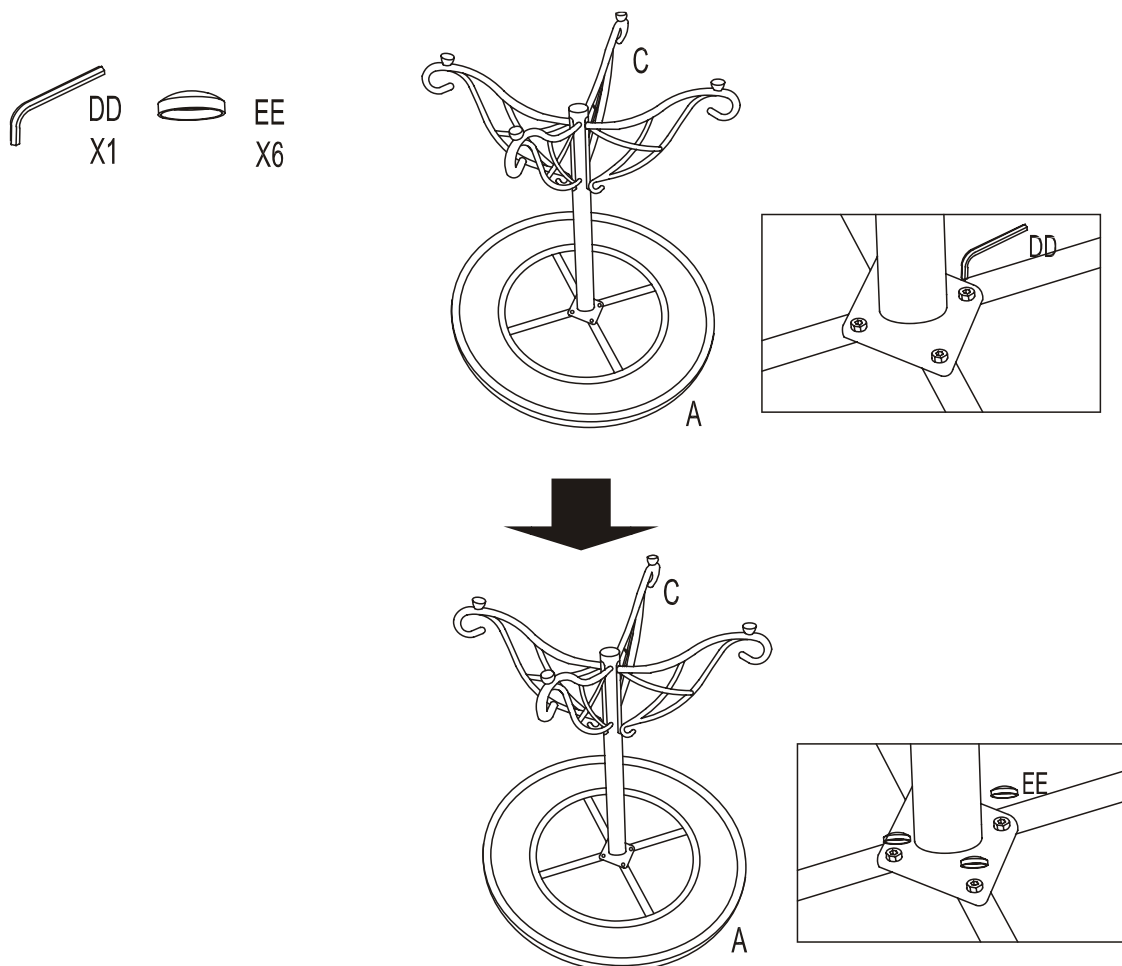
- Insert the left table leg “B” through the middle table leg “C”.
- Attach the right table leg “D” to the leg left table leg “B” using the two bolts “AA” and metal washers “CC”. Insert the bolts and metal washers through leg “D” and into middle leg “C”. Do not tighten completely.
- Attach the middle table leg “C” to the table top “A” using the four bolts “BB” and metal washers “CC”. Do not tighten completely.



## Assembly Instructions

# 2 Attaching the bolt caps

- Tighten all the bolts using the Allen wrench "DD".
- Cover all the bolts with the plastic bolt caps "EE".





sears

Please refer to part numbers when reordering

For questions or comments about product:

Email: [custserv@huayueusa.net](mailto:custserv@huayueusa.net) or Call toll-free: 1-877-931-7378

Made in / Hech en China


Distributed by Sears, Roebuck and Co., Hoffman Estates, IL 60179

See our extensive assortment of outdoor living products  
on-line at [www.sears.com](http://www.sears.com) and [www.kmart.com](http://www.kmart.com)

2015

# MASON GREEN™

---



---

## USE AND CARE GUIDE

### Cherry Valley 3pc Bistro-Chair (Blue Plaid Seat Cushion)

Product Code: D71 M14260

Upc Code: 848306051162

Date of Purchase: \_\_\_\_ / \_\_\_\_ / \_\_\_\_



## Thank you for your purchase

---

### Thank you for your purchase!

We are pleased that you have chosen Sears for your outdoor furniture purchase. We hope that you enjoy the unmatched quality, comfort, and style of your new patio set. Every piece is meticulously considered all the way down to the smallest details, exclusively for you, by our world class design team. We know you have a choice when it comes to your patio furniture needs, so from our team to yours, thank you for letting us be a part of your outdoors.

## Table of Contents

---

<b>Table Of Contents.....</b>	<b>2</b>
<b>Safety Information.....</b>	<b>3</b>
Set Up Your Furniture Properly...	3
Examine Your Furniture.....	3
<b>Warranty.....</b>	<b>3</b>
What Is Covered.....	3
What Is Not Covered.....	4
<b>Care And Maintenance.....</b>	<b>5</b>
<b>Pre-Assembly.....</b>	<b>6</b>
Planning Assembly.....	6
Hardware Included.....	6
Package Contents.....	7
<b>Assembly Instructions</b>	
Chair.....	8
<b>Customer Service.....</b>	<b>10</b>

## Safety Information

---

### SET UP YOUR FURNITURE PROPERLY

- Ensure that all parts are assembled properly and fully tightened as per the instructions.
- When placing in the desired location, ensure that all legs are resting on the same surface. You may adjust the leg levelers as required to ensure that the item stands in a rigid position.

### EXAMINE YOUR FURNITURE

- Examine occasionally to ensure that there are no loose parts. If loose parts are found, they must be retightened fully before additional use.

## Warranty

---

### WHAT IS COVERED

- This product is covered under the manufacturer's 1-Year Limited Warranty against defects in materials and workmanship. If your furniture frame fails structurally due to inferior metals or welds during normal use within one year of purchase, the manufacturer will repair or replace the defective piece. Resin weave and cushions are warranted for 1-Year from date of purchase. Peeling, crackling, blistering, discoloration or fading are also warranted for 1-Year from the date of purchase. Warranty is to the original purchaser and is non-transferable. Proof of purchase (dated register receipt) and in some cases, photos of product are required for warranty claims. Lack of original receipt will void the warranty. We reserve the right to make substitutions with similar merchandise, if the model in question is no longer in production.



# Warranty

---

## WHAT IS NOT COVERED

- This warranty excludes: furniture used for commercial use, contract or other non-residential purposes, freight damage, furniture damaged by acts of nature, abuse or lack of proper care, vandalism or improper assembly. Discoloration or fading of straps or fabric or finish as a result of chemicals or spills is not covered. Glass, tile, and stone are not covered against breakage; frames and hardware are not covered against corrosion or rusting. In addition, purchased parts are not covered under this warranty. We reserve the right to make substitutions with similar merchandise, if the model in question is no longer in production. Exclusion also includes time for loss of use, inconvenience, travel, packaging or any other incidental or consequential damages. It remains the customer's responsibility for freight and packaging charges to and from our service center. If, within the stated warranty period, this product is found to be defective in material or workmanship, the purchaser must contact the customer service department at 1-877-931-7378.

Email: [custserv@huayueusa.net](mailto:custserv@huayueusa.net)

Customer Service hours: Monday to Friday 9:00AM -4:00PM Eastern

## Care and Maintenance

---

- Wash the frame with a mild solution of soap and water, rinse with clean water, and dry thoroughly.
- Cushions may also be cleaned by hand with a mild solution of soap and water. Rinse the cushion cover thoroughly and allow to drip dry. The back cushion and pillow should be spot cleaned with a soft cloth. Do not machine wash or tumble dry, as cushions may shrink. Do not use bleach or solvents on fabrics. Never use cleaners that contain acid or abrasive materials.
- Use and operation: To improve the lifespan of this furniture, cover when not use and store in a dry place in the off season.

# Pre-Assembly

## PLANNING ASSEMBLY

To prevent damage, place all parts on a soft surface during assembly. Remove all protective caps before beginning assembly. It takes about 10 minutes for two people to complete the assembly.

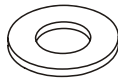
## HARDWARE INCLUDED



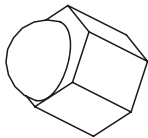
**NOTED:** Hardware not shown to actual size



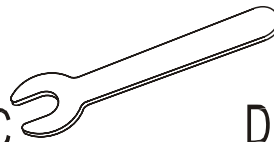
AA



BB



CC

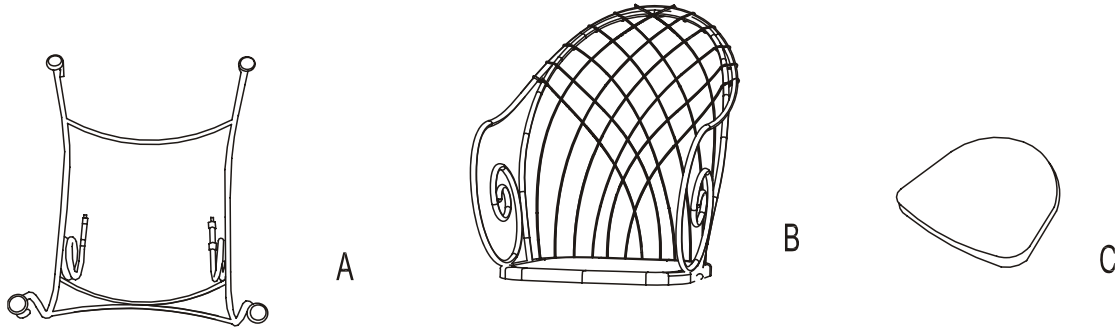


DD

PART	DESCRIPTION	SIZE(MM)	QUANTITY
AA	NUT	M8	2
BB	LOCK WASHER		2
CC	PLASTIC NUT CAP	M8	2
DD	HEX WRENCH		1

## Pre-Assembly(continued)


### Package Contents



PART	DESCRIPTION	QUANTITY
A	CHAIR BASE	1
B	CHAIR FRAME	1
C	SEAT CUSHION	1



### Safety Information

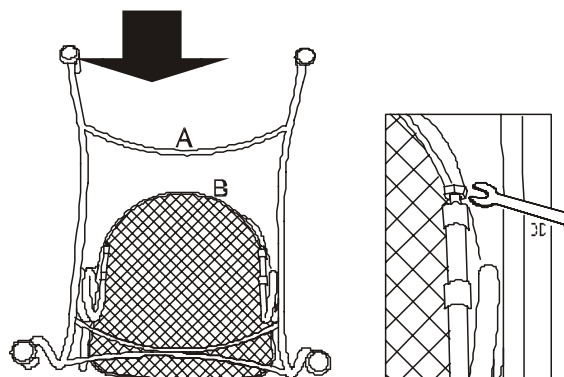
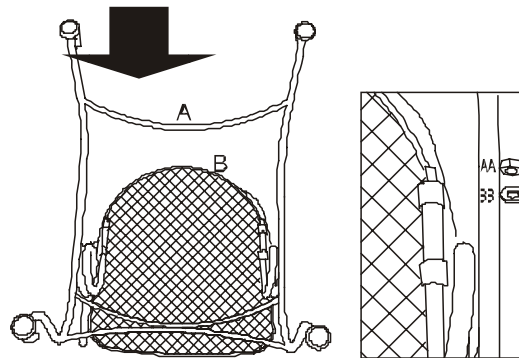
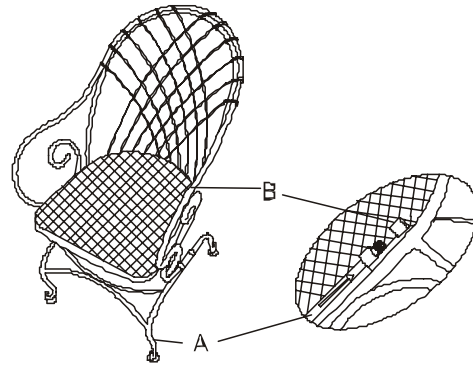
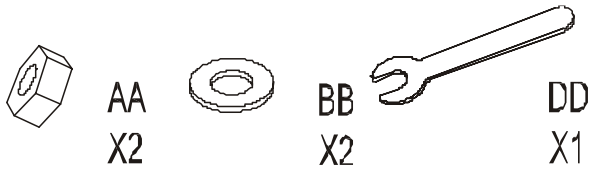


Every bolt needs to be used with a washer.

# Assembly Instructions

## 1 Attaching the chair base to the chair frame

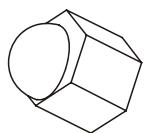
- Place the chair frame "B" face down. Insert the chair base "A" into the holes at the bottom of chair frame "B" and secure using the two nuts "AA" and lock washers "BB" through each hole on the chair frame. Do not tighten completely.
- Tighten nuts "AA" and lock washers "BB" using the hexwrench "DD".



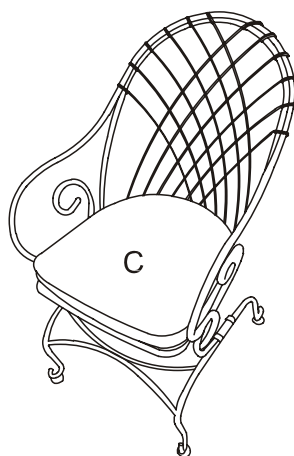
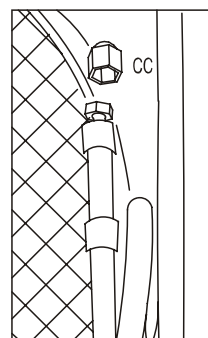
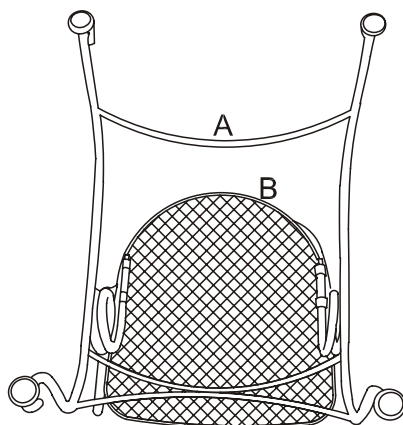
## Assembly Instructions

# 2 Attaching the bolt caps

- Cover the nuts with the plastic nut caps "CC".
- Place the seat cushion "C" on the chair.



CC  
X2





sears

Please refer to part numbers when reordering

For questions or comments about product:

Email: [custserv@huayueusa.net](mailto:custserv@huayueusa.net) or Call toll-free: 1-877-931-7378

Made in / Hech en China

Distributed by Sears, Roebuck and Co., Hoffman Estates, IL 60179

See our extensive assortment of outdoor living products  
on-line at [www.sears.com](http://www.sears.com) and [www.kmart.com](http://www.kmart.com)

2015