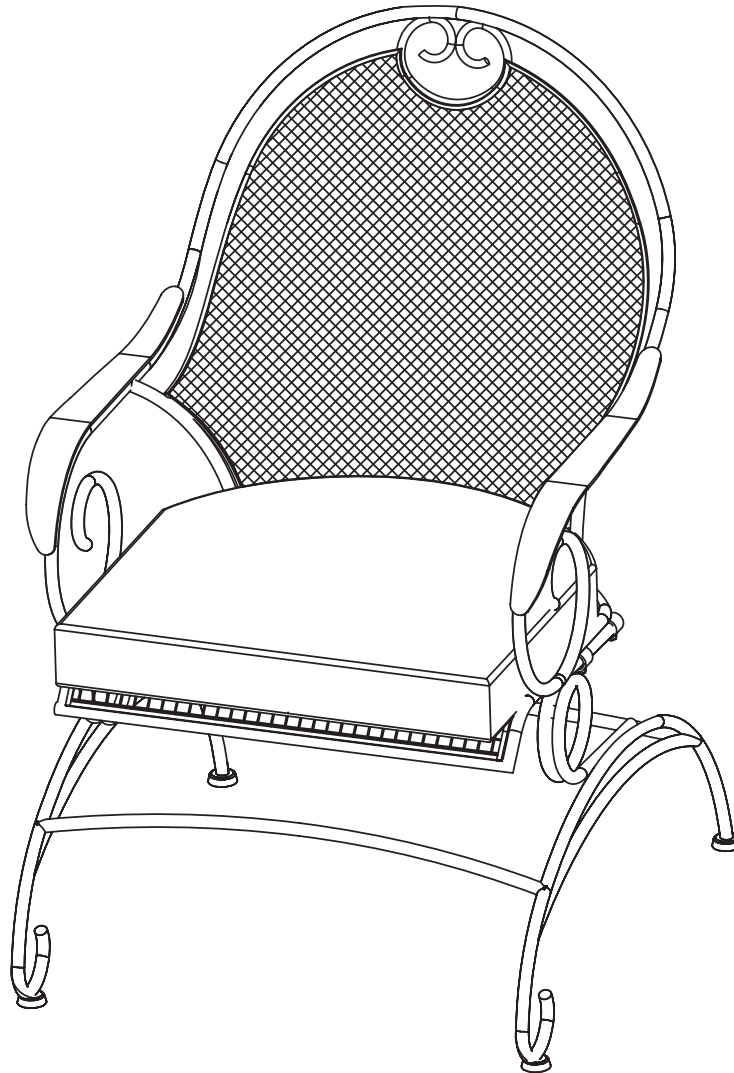


MASON GREEN™



USE AND CARE GUIDE

STANTON 5PCS DINING SET

Product code: D71 M12200

UPC code: 769455 761217

Vendor Item: SC-K-032N/4

Date of purchase: ____/____/____

Thank you for your purchase

Thank you for your purchase

We are pleased that you have chosen Sears for your outdoor furniture purchase. We hope that you enjoy the unmatched quality, comfort, and style of your new patio set. Every piece is meticulously considered all the way down to the smallest details, exclusively for you, by our world class design team. We know you have a choice when it comes your patio furniture needs, so from our team to yours, thank you for letting us be a part of your outdoors.

Table of Contents

Table of Contents.....	2
Safety Information.....	3
Set Up your Furniture Properly.....	3
Examine your furniture.....	3
 Warranty.....	 3
 Care and Maintenance.....	 4
 Pre-Assembly.....	 4
Planning Assembly.....	4
Observe weight Limits.....	4
Hardware Included.....	4
 Assembly Instructions	
Package Contents.....	5
chair.....	5
 Customer Service.....	 6

Safety Information

SET UP YOUR FURNITURE PROPERLY

- ☐ Ensure that all parts are assembled properly and fully tightened as per the instructions.
- ☐ When placing in the desired location, ensure that all legs are resting on the same surface. You may adjust the legs levelers as required to ensure that the item stands in a rigid position.

EXAMINE YOUR FURNITURE

- ☐ Examine occasionally to ensure that there are no loose parts. If loose parts are found, they must be retightened fully before additional use.

Warranty

WARRANTY

We warrant our products to be free of manufacturing defects to the original purchaser for the period listed below. We reserve the right to make substitutions with similar merchandise, if the model in question is no longer in production.

EXCLUSIONS

This warranty does not cover: Furniture used for commercial or non-residential purposes; failures caused by improper care; unreasonable or abusive use; freeze damage; acts of nature. Steel products are not covered against rust. Tempered glass table tops are not covered against breakage.

FINISH

Frame finish is warranted to be free of manufacturing defects for a period of one (1) year. Discoloration or fading of the finish as a result of exposure to the elements, chemicals, or spills is not covered.

FABRIC

Fabric is warranted to be free of manufacturing defects for a period of one (1) year. Discoloration or fading of the finish as a result of exposure to the elements, chemicals, or spills is not covered.

FRAMES

Frame is warranted to be free from defects in material or workmanship for a period of one (1) year for steel frame.

FREIGHT & PACKAGING

Freight and packaging are the responsibility of the original purchaser.

CUSTOMER SERVICE

In case of a problem, call 1-800-457-4652 between 9:00 am to 5:00 pm Eastern standard time Monday through Friday or contact us at www.numarkcustomerservice.com for any question or problems you may have.

Care and Maintenance

- ❑ Though its powder-coated finish is rust-resistant, steel is prone to rust over time with exposure to the elements. In case of rust or scratches, lightly sand the affected area and apply touch-up paint. To maintain the finish periodically apply wax with a soft cloth.
- ❑ Wash frames and cushions with a mild solution of soap and water; rinse thoroughly. Dry completely and drip-dry cushions. Do not use bleach or solvents.

Pre-Assembly

PLANNING ASSEMBLY

Read through all the instructions before beginning assembly. Unpack and identify all the parts. Place them on a flat, non-abrasive surface. Assembly by two people is recommended.

OBSERVE WEIGHT LIMITS

The recommended weight limits for the following products are listed below:

- ❑ Chair: 225 lbs



CAUTION: If you overload your furniture, injuries can occur.

HARDWARE INCLUDED



NOTED: Hardware not shown to actual size.


Da (16 + 1 spare)
Bolt



Db (16 + 1 spare)
Nut



Dc (1)
Open Hex Wrench



Dd (2)
Allen Wrench



De (1)
Assembly
Instructions Sheet



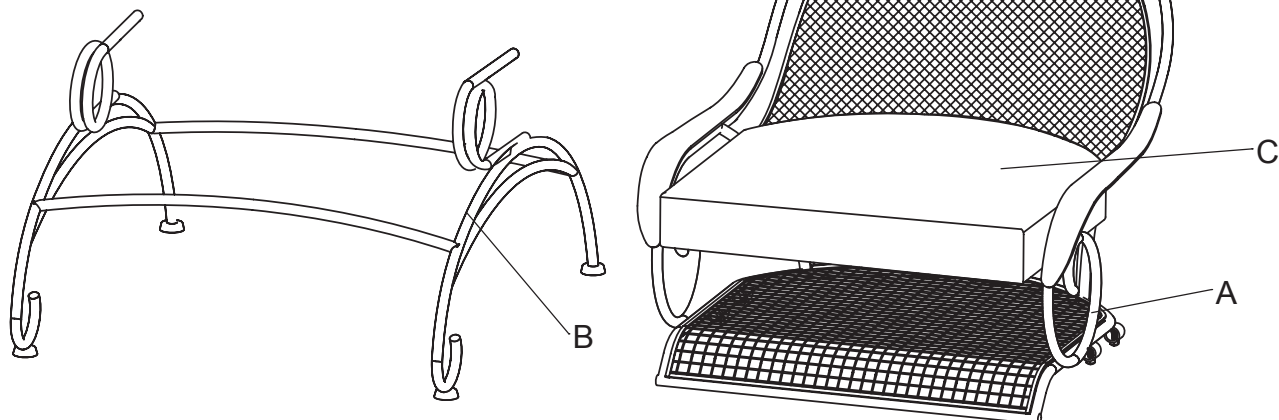
Safety Information

Do not completely tighten bolts and nuts until indicated in assembly step.

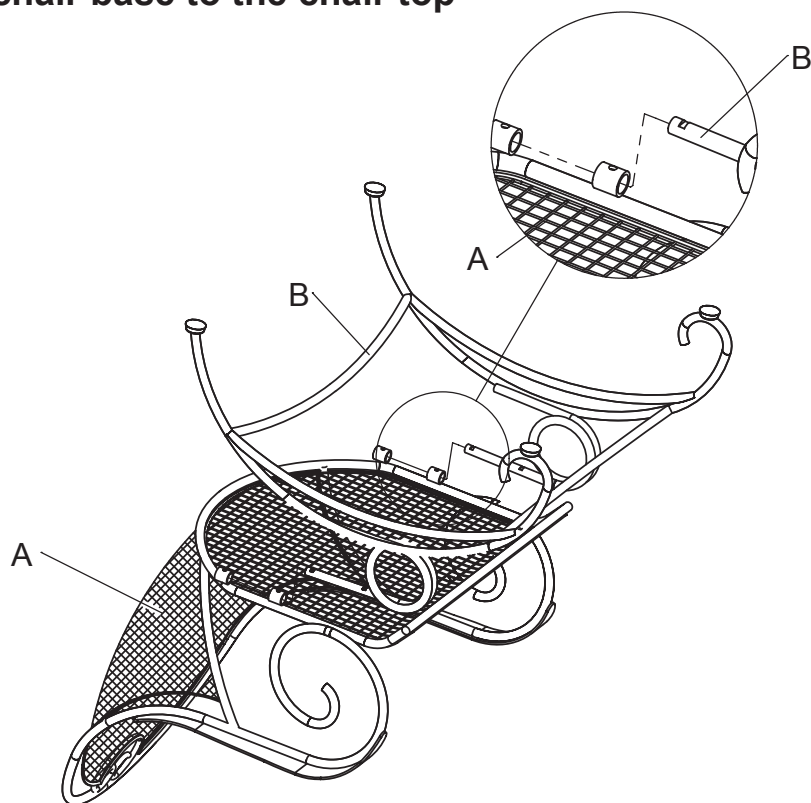
Assembly Instructions

Package Contents

ITEM	DESCRIPTION	QUANTITY
A	Chair Top	4
B	Chair Base	4
C	Cushion	4



1 Attaching the chair base to the chair top



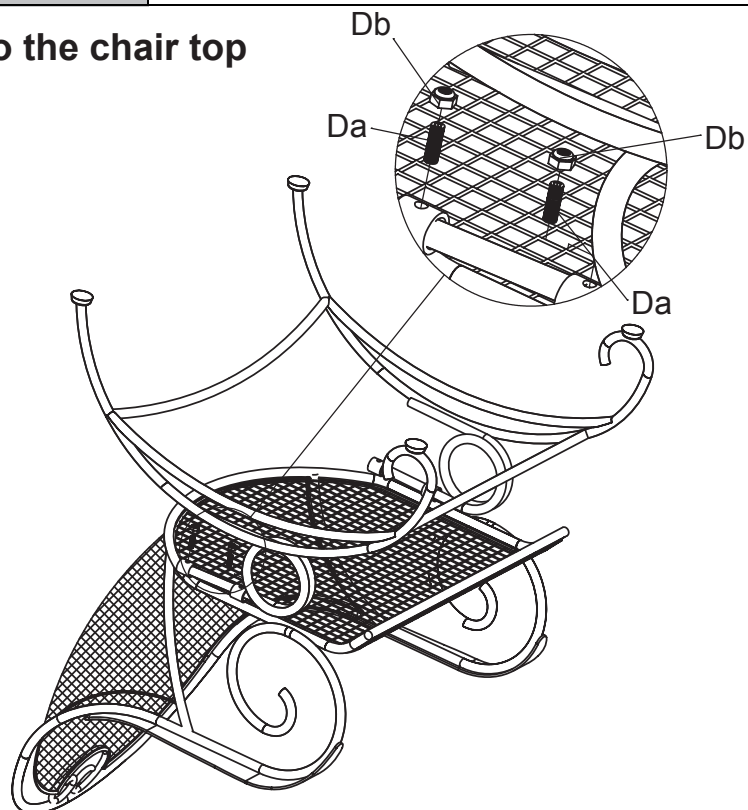
Assembly Instructions

2 Attaching the chair base to the chair top

Da x 4
Bolt



Db x 4
Nut

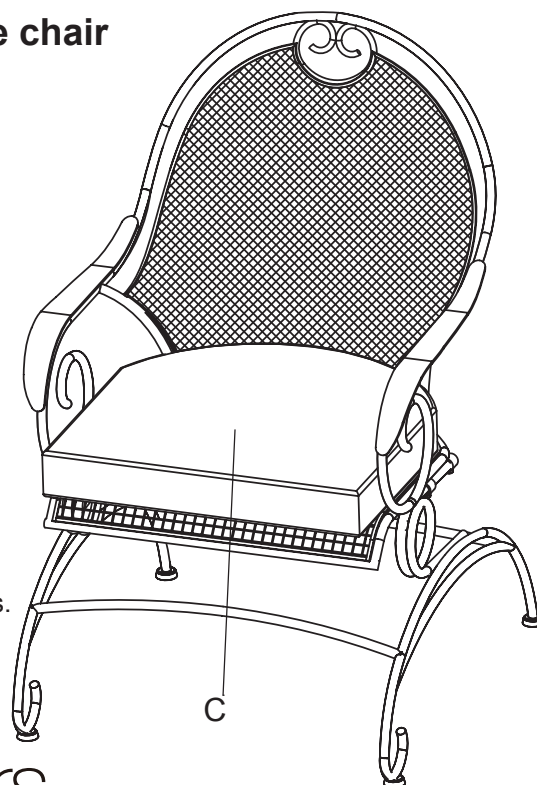


- Repeat procedure for the other side.
- Securely tighten all bolts and nuts.

3 Putting the seat cushion onto the chair

- Repeat procedures for the remaining three chairs.

- Your chairs are now ready for use. Enjoy!



sears

Please refer to part numbers when reordering

For questions or comments about product:

Call toll-free: 1-800-457-4652

between 9:00 am to 5:00 pm Eastern standard time Monday through Friday
or contact us at www.numarkcustomerservice.com

Made in / Hech en CHINA

Distributed by Sears, Roebuck and Co., Hoffman Estates, IL 60179

See our extensive assortment of outdoor living products
on-line at www.sears.com and www.kmart.com

MASON GREEN™



USE AND CARE GUIDE

STANTON 5PCS DINING SET

Product code: D71 M12200

UPC code: 769455 761217

Vendor Item: SC-K-032NT

Date of purchase: ____/____/____

Thank you for your purchase

Thank you for your purchase

We are pleased that you have chosen Sears for your outdoor furniture purchase. We hope that you enjoy the unmatched quality, comfort, and style of your new patio set. Every piece is meticulously considered all the way down to the smallest details, exclusively for you, by our world class design team. We know you have a choice when it comes your patio furniture needs, so from our team to yours, thank you for letting us be a part of your outdoors.

Table of Contents

Table of Contents.....	2
Safety Information.....	3
Set Up your Furniture Properly.....	3
Examine your furniture.....	3
 Warranty.....	 3
 Care and Maintenance.....	 4
 Pre-Assembly.....	 4
Planning Assembly.....	4
Observe weight Limits.....	4
Hardware Included.....	4
 Assembly Instructions	
Package Contents.....	5
Table.....	6
 Customer Service.....	 6

Safety Information

SET UP YOUR FURNITURE PROPERLY

- ☐ Ensure that all parts are assembled properly and fully tightened as per the instructions.
- ☐ When placing in the desired location, ensure that all legs are resting on the same surface. You may adjust the legs levelers as required to ensure that the item stands in a rigid position.

EXAMINE YOUR FURNITURE

- ☐ Examine occasionally to ensure that there are no loose parts. If loose parts are found, they must be retightened fully before additional use.

Warranty

WARRANTY

We warrant our products to be free of manufacturing defects to the original purchaser for the period listed below. We reserve the right to make substitutions with similar merchandise, if the model in question is no longer in production.

EXCLUSIONS

This warranty does not cover: Furniture used for commercial or non-residential purposes; failures caused by improper care; unreasonable or abusive use; freeze damage; acts of nature. Steel products are not covered against rust. Tempered glass table tops are not covered against breakage.

FINISH

Frame finish is warranted to be free of manufacturing defects for a period of one (1) year. Discoloration or fading of the finish as a result of exposure to the elements, chemicals, or spills is not covered.

FABRIC

Fabric is warranted to be free of manufacturing defects for a period of one (1) year. Discoloration or fading of the finish as a result of exposure to the elements, chemicals, or spills is not covered.

FRAMES

Frame is warranted to be free from defects in material or workmanship for a period of one (1) year for steel frame.

FREIGHT & PACKAGING

Freight and packaging are the responsibility of the original purchaser.

CUSTOMER SERVICE

In case of a problem, call 1-800-457-4652 between 9:00 am to 5:00 pm Eastern standard time Monday through Friday or contact us at www.numarkcustomerservice.com for any question or problems you may have.

Care and Maintenance

- Though its powder-coated finish is rust-resistant, steel is prone to rust over time with exposure to the elements. In case of rust or scratches, lightly sand the affected area and apply touch-up paint. To maintain the finish periodically apply wax with a soft cloth.
- Tabletop ceramic tiles must be stored during fall and winter months in a dry location where temperatures will not fall below 32°F (0°C). Always use an umbrella base to secure umbrella. Ensure the "o" ring is in place in the umbrella hole in the glass top before inserting umbrella. Make sure umbrella is in the closed position when not in use and during high winds. Use furniture covers or store indoors during cold or inclement weather.

Pre-Assembly

PLANNING ASSEMBLY

Read through all the instructions before beginning assembly. Unpack and identify all the parts. Place them on a flat, non-abrasive surface. Assembly by two people is recommended.

OBSERVE WEIGHT LIMITS

The recommended weight limits for the following products are listed below:

- Table: 100 lbs



CAUTION: If you overload your furniture, injuries can occur.

HARDWARE INCLUDED



NOTED: Hardware not shown to actual size.

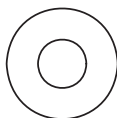
Da (4 + 1 spare)
Short Bolt



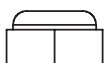
Db (8 + 1 spare)
Long Bolt



Dc (20)
Metal Washer




Dd (8+1 spare)
Nut



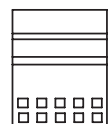
De (1)
Allen Wrench



Df (1)
Open Hex Wrench



Dg (1)
Assembly
Instructions Sheet



Pre-Assembly



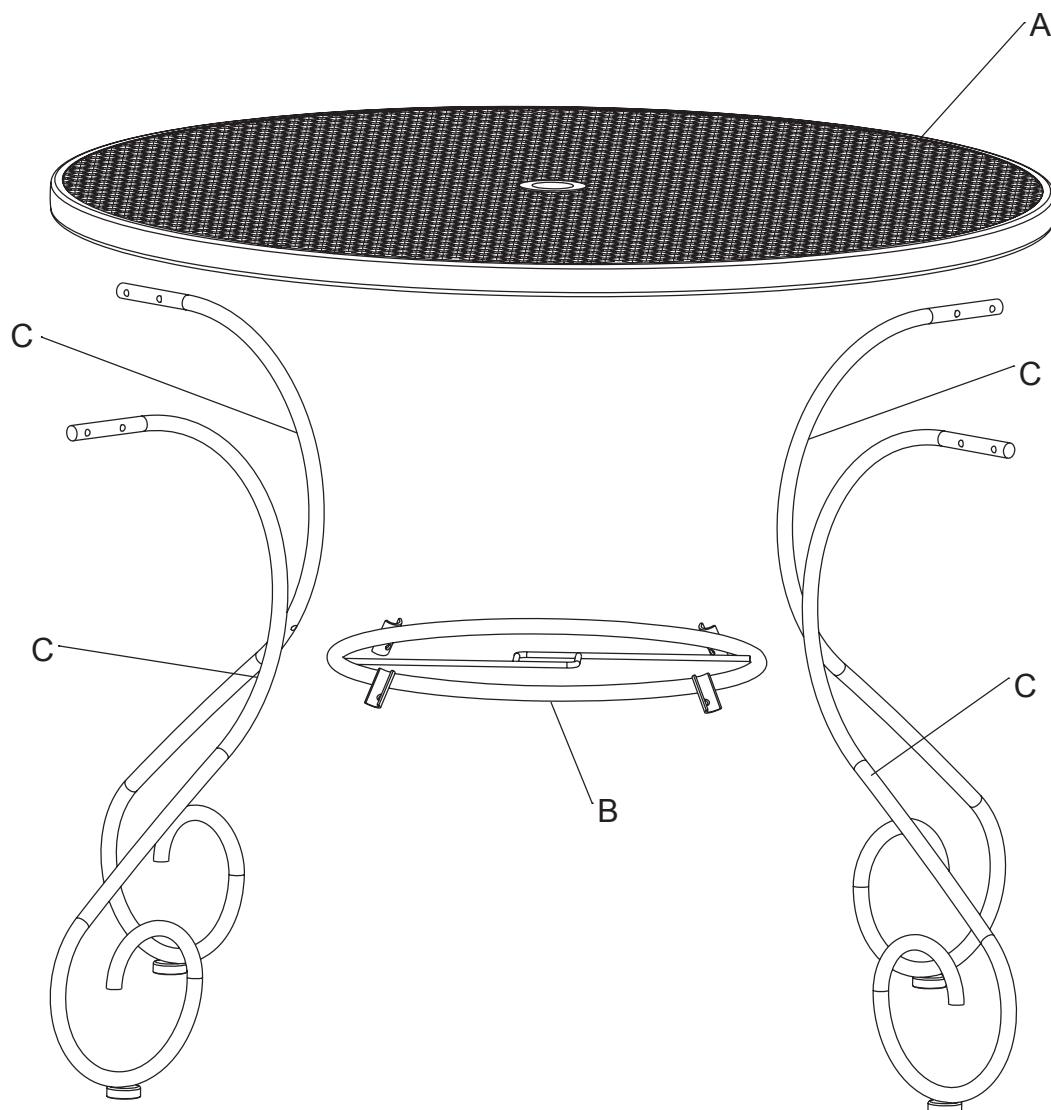
Safety Information

Do not completely tighten bolts and nuts until indicated in assembly step.

Assembly Instructions

Package Contents

ITEM	DESCRIPTION	QUANTITY
A	Tabletop	1
B	Metal Center Ring	1
C	Leg	4



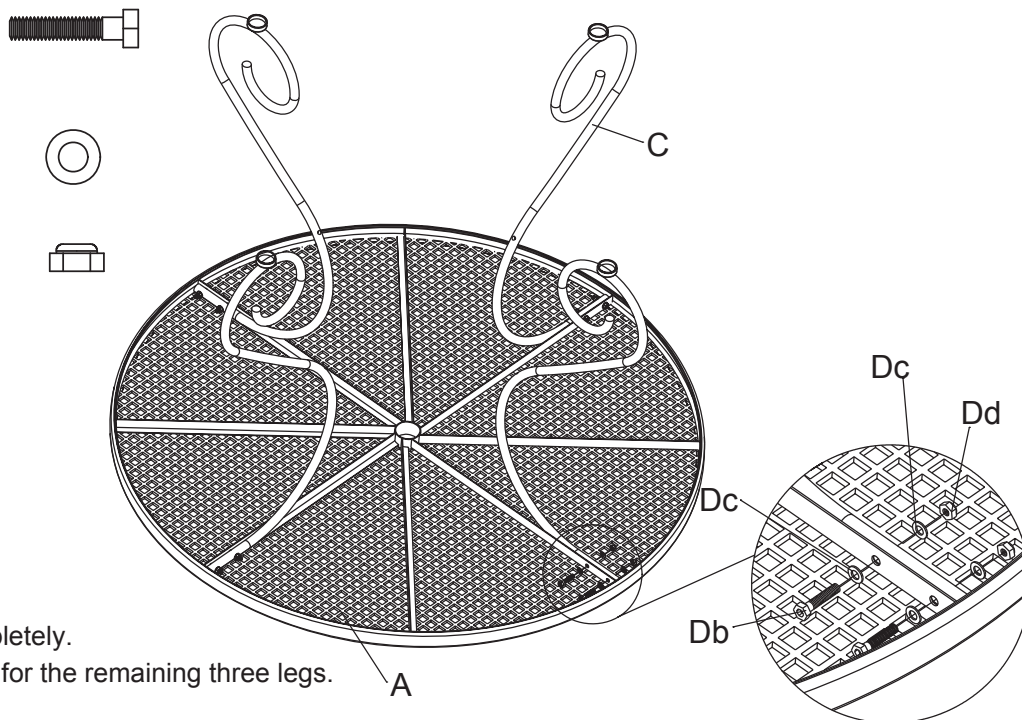
Assembly Instructions

1 Attaching the table legs to the tabletop

Db x 8
Long Bolt

Dc x 16
Metal Washer

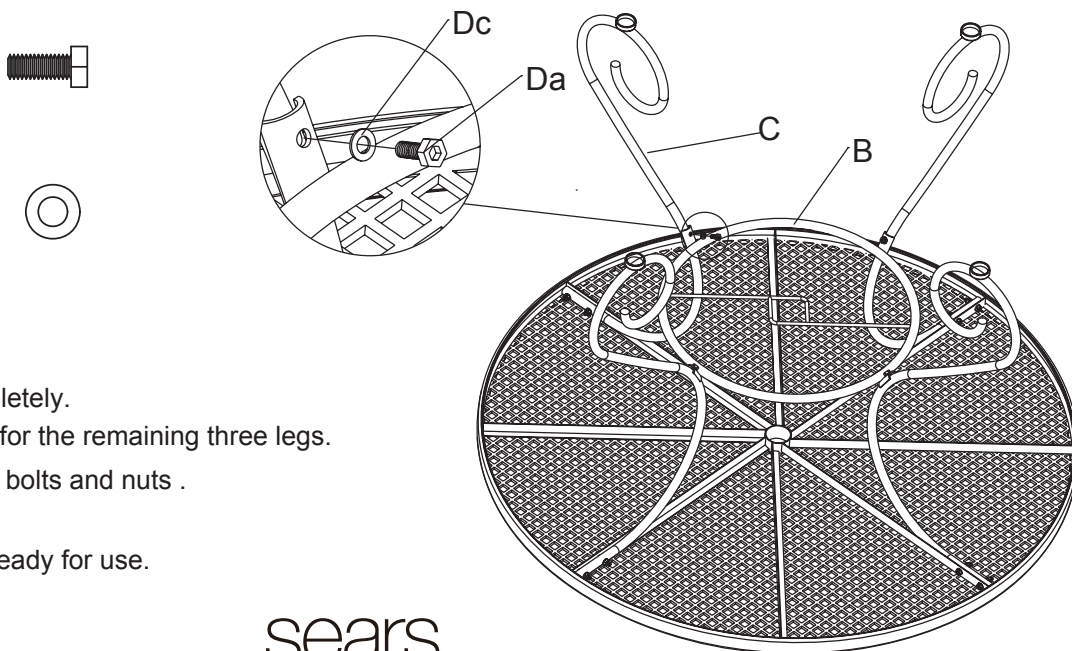
Dd x 8
Nut



2 Attaching the metal center ring to the table legs

Da x 4
Short Bolt

Dc x 4
Metal Washer



- Your table is now ready for use.

sears

Please refer to part numbers when reordering

For questions or comments about product:

Call toll-free: 1-800-457-4652

between 9:00 am to 5:00 pm Eastern standard time Monday through Friday
or contact us at www.numarkcustomerservice.com

Made in / Hech en CHINA

Distributed by Sears, Roebuck and Co., Hoffman Estates, IL 60179

See our extensive assortment of outdoor living products
on-line at www.sears.com and www.kmart.com