

USE & CARE GUIDE

OFFSET UMBRELLA BASE KIT COBBLESTONE

Product Code: 08824341-5

UPC Code: 8-48681-03664-8

Date of Purchase: ____ / ____ / ____

Thank you for your purchase

Thank you for your purchase!

We are pleased that you have chosen Sears for your outdoor furniture purchase. We hope that you enjoy the unmatched quality, comfort, and style of your new patio set. Every piece is meticulously considered all the way down to the smallest details, exclusively for you, by our world class design team. We know you have a choice when it comes to your patio umbrella base needs, so from our team to yours, thank you for letting us be a part of your outdoors.

Table of Contents

Table of Contents	2
Safety information	3
Umbrella Base Set Up	3
Examine Your Umbrella Base	3
Warranty	3
What is Covered	3
What is Not Covered	3
Care and Maintenance	3
Pre- Assembly	4
Planning Assembly	4
Package Contents	4
Assembly Instruction	5
Customer Service	9

Safety Information

Umbrella Base Set Up

- Ensure that all parts are assembled properly and fully tightened as per the instructions.

Examine Your Umbrella Base

- Examine occasionally to ensure that there are no loose parts. If loose parts are found, they must be retightened fully before additional use.

Warranty

1 YEAR WARRANTY FOR GRC COVER AND PLASTIC BASE KIT

WHAT IS COVERED

We warrant the GRC cover and plastic base kit to be free of manufacturing defects to the original purchaser for 1 year.

WHAT IS NOT COVERED

It remains the customer's responsibility for freight and packaging charges to and from our service center. This warranty does not cover commercial use, hardware, acts of nature, fire, freezing, and abusive use. In addition, purchase part(s) are not covered under this warranty. We reserve the rights to make substitutions with similar merchandise, if the model is no longer in production.

Customer service: 1-866-905-4107

Care and Maintenance

- Wipe the base lightly with a mild solution of soap and water, rinse with clean water, and dry thoroughly.
- Use and operation: To improve the lifespan of this umbrella base cover when not in use and store in a cool dry place during off season.

Pre-Assembly

PLANNING ASSEMBLY

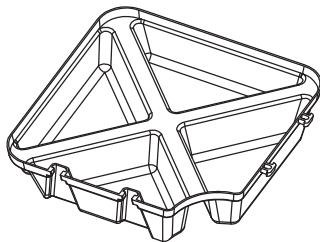
To prevent damage, place all parts on a soft surface during assembly. Remove all protective caps before beginning assembly. It takes about 20 minutes for one person to complete all the assembly.



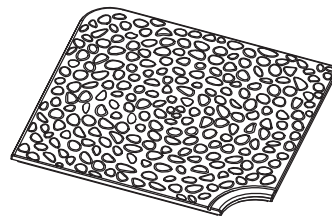
CAUTION: The GRC cover is fragile, please handle and assemble with care.

Package Contents

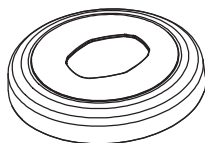
A



B



C

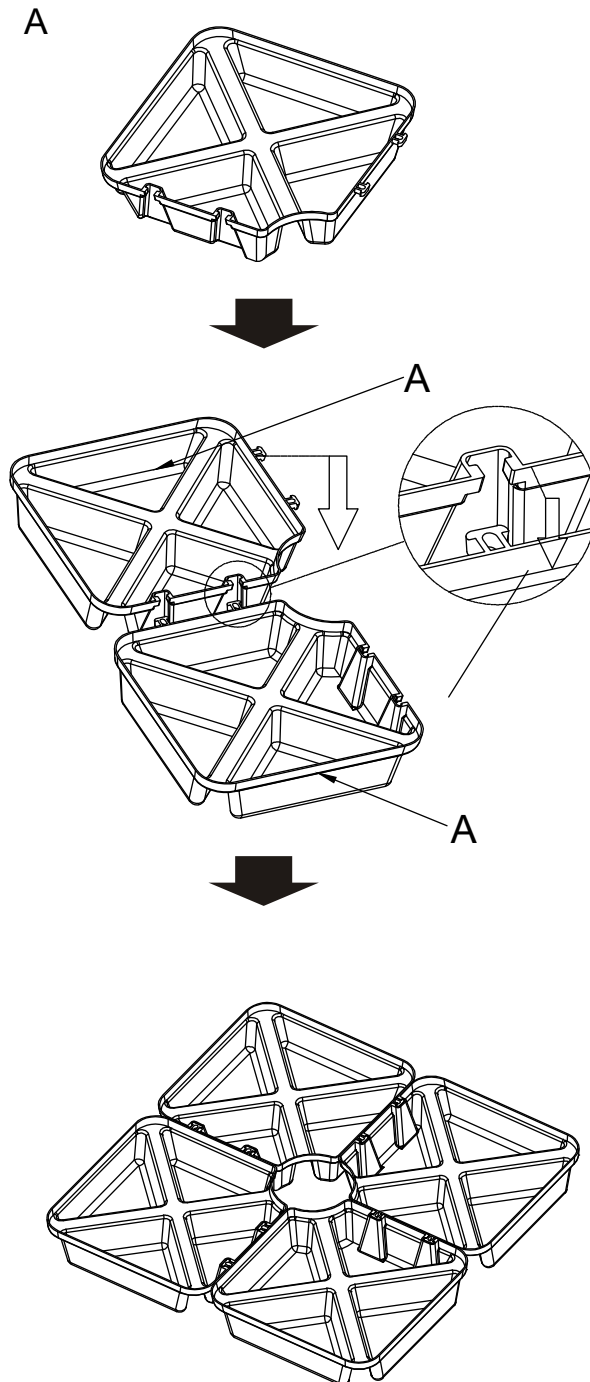


PART	DESCRIPTION	QUANTITY
A	Plastic Base Kit	4
B	GRC Cover	4
C	Pole Cover	1

Assembly Instruction

1 Attaching the plastic base kit

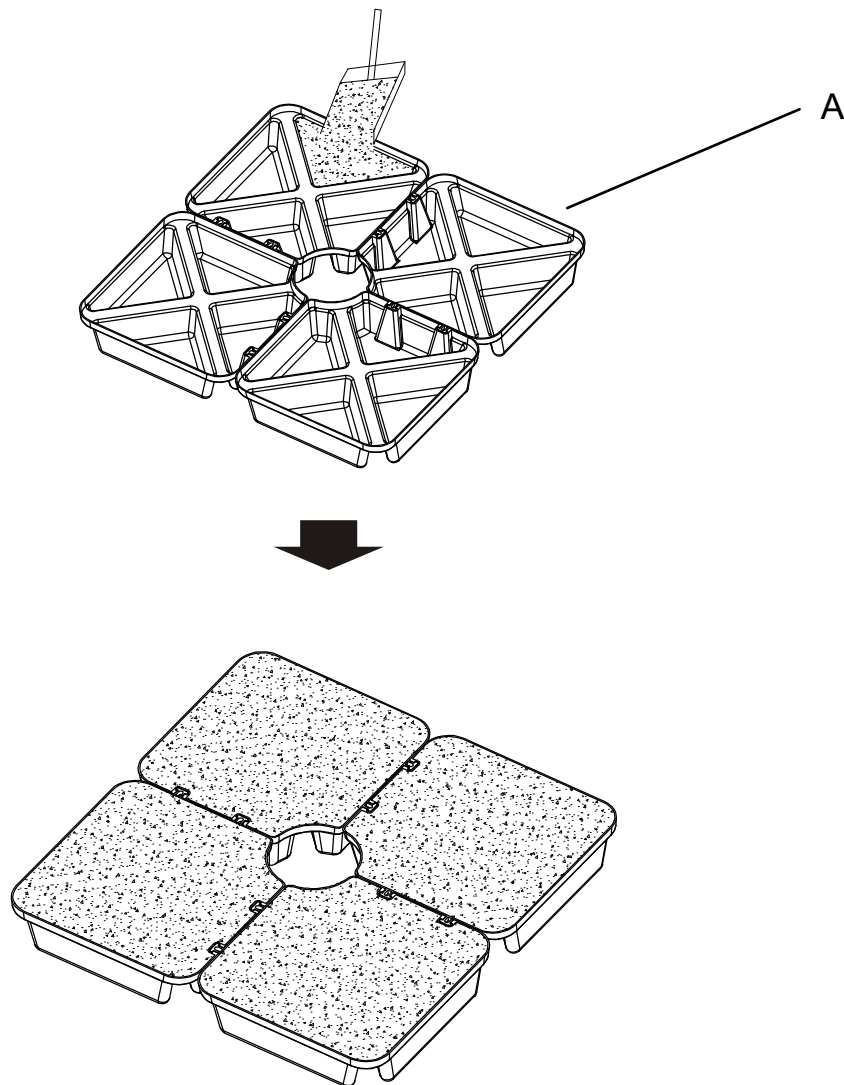
- ATTACH PLASTIC BASE KIT TO FIT TOGETHER AS PICTURE SHOW.



Assembly Instruction (continued)

2 Filling the plastic base with sand

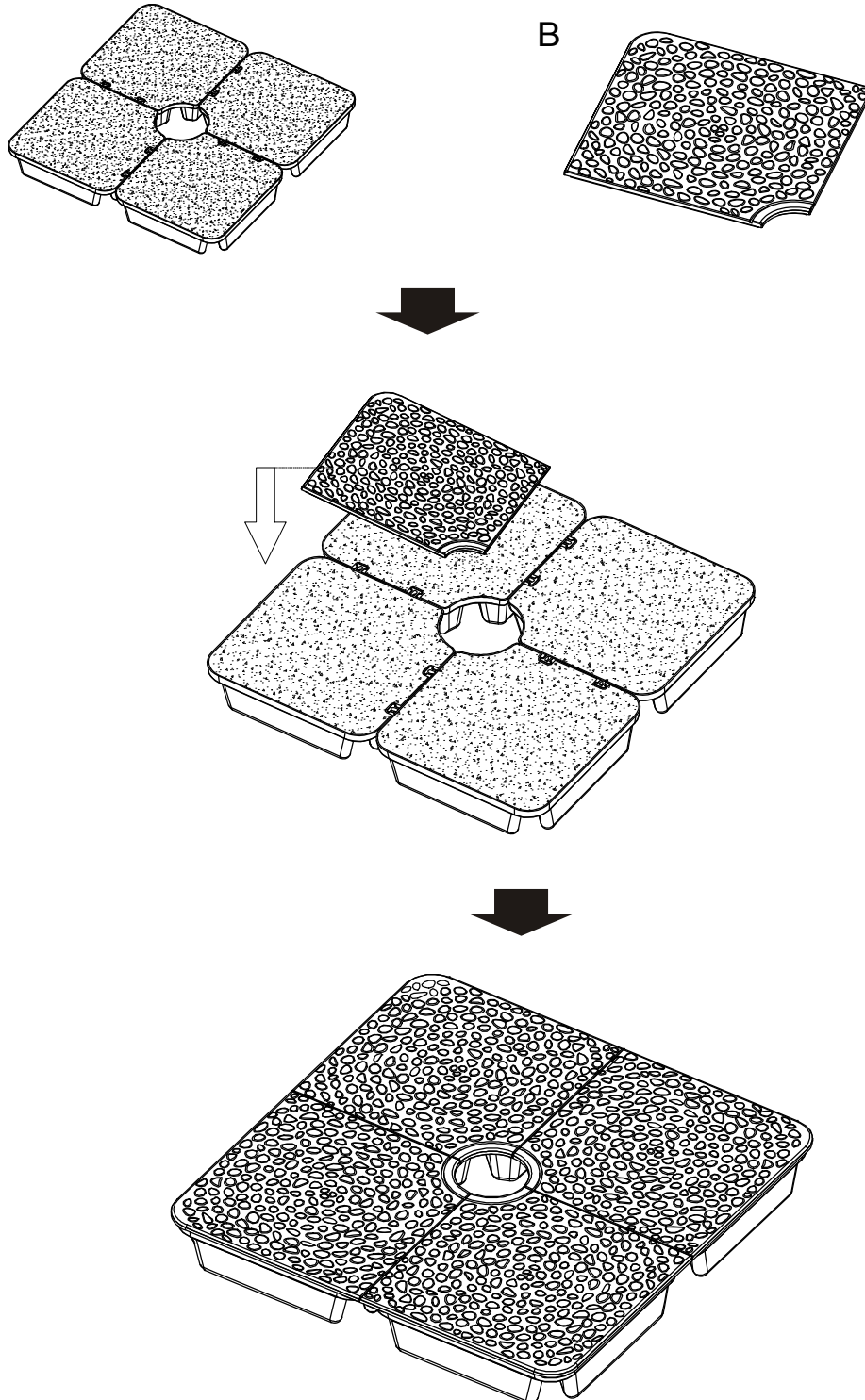
- POUR SAND INTO THE PLASTIC BASE KIT ONE BY ONE. AFTER FILLING WITH SAND ONLY, MAKE THE SAND FLAT.
- FOR STABILITY OF YOUR UMBRELLA BASE, THE RECOMMENDED MAXIMUM WEIGHT OF THE SAND TO BE PLACED INTO VP0 PLASTIC BASE KIT "A" IS 110 LBS. IF THE WEIGHT IS NOT ENOUGH, POUR WATER (MAXIMUM WEIGHT 22LBS FOR TOTAL PLASTIC BASE KIT). REMINDER: THE WEIGHT OF THE GRC COVER IS 66LBS, AND THE TOTAL WEIGHT OF THIS BASE WITHOUT WATER IS 176LBS, WITH WATER IS 198LBS.



Assembly Instruction (continued)

3 Placing the GRC Cover onto the fully filled sand plastic base kit

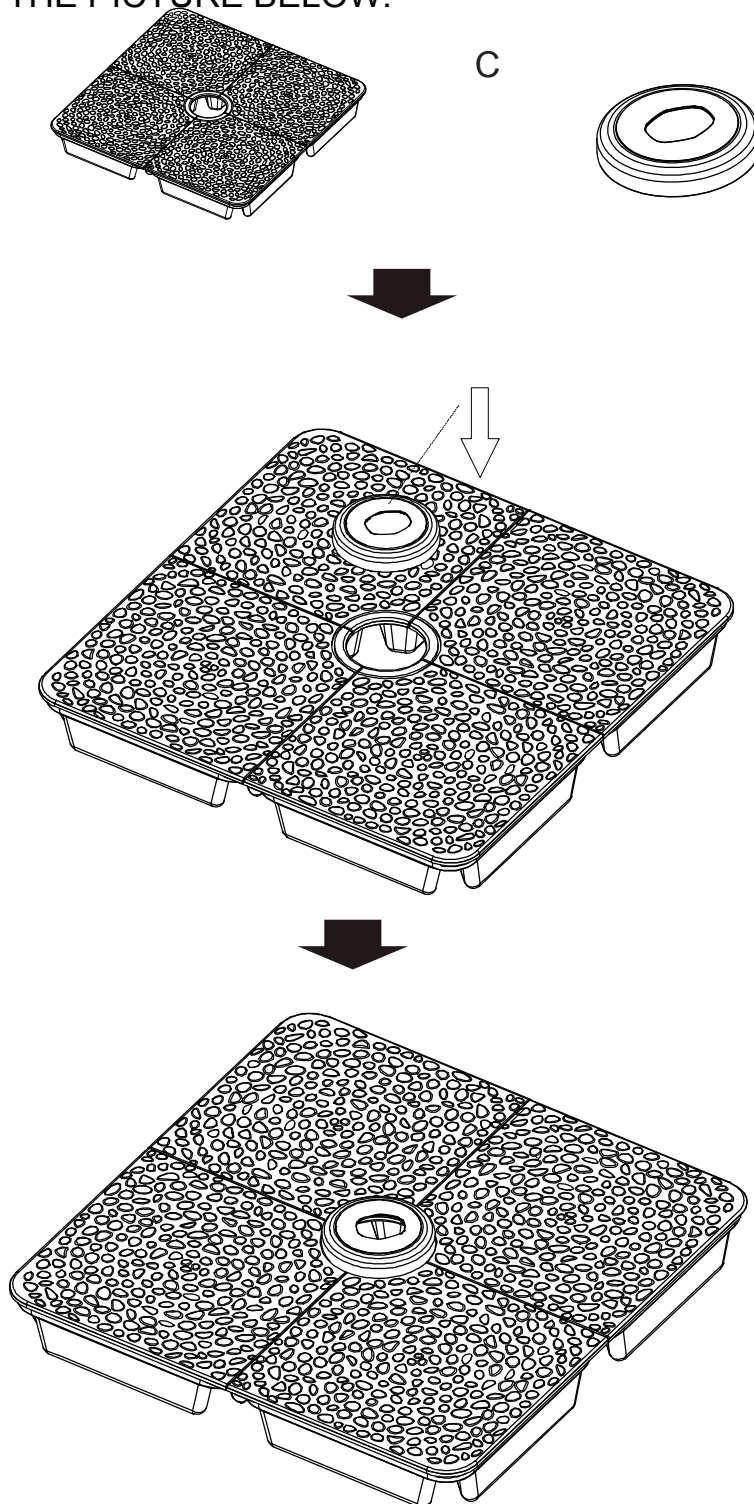
- PLACE GRC COVER “B” ONTO THE PLASTIC BASE KIT “A” WITH FULL SAND AS SHOWN IN THE PICTURE BELOW.



Assembly Instruction (continued)

4 Placing the pole cover onto the GRC cover

- PLACE THE POLE COVER “C” ONTO THE RECESS ON THE GRC COVER “B” AS SHOWN IN THE PICTURE BELOW.





HOME OFFICE: 1100 Coiner Ct., City of Industry, CA 91748

FAX: 1-626-269-6399

CUSTOMER SERVICE HOT LINE: 1-866-905-4107

SEVICE HOURS: MONDAY-FRIDAY 8:30 AM TO 5:00 PM PST
/ 11:30 AM TO 8:00PM EST

E-MAIL: customerservice@yotrious.com

sears

Please refer to part numbers when reordering

For questions or comments about product:

Email: customerservice@yotrious.com or Call toll-free: 1-866-905-4107

Made in CHINA / Hecho en CHINA

Distributed by Sears, Roebuck and Co., Hoffman Estates, IL 60179

See our extensive assortment of outdoor living products
on-line at www.sears.com and www.kmart.com