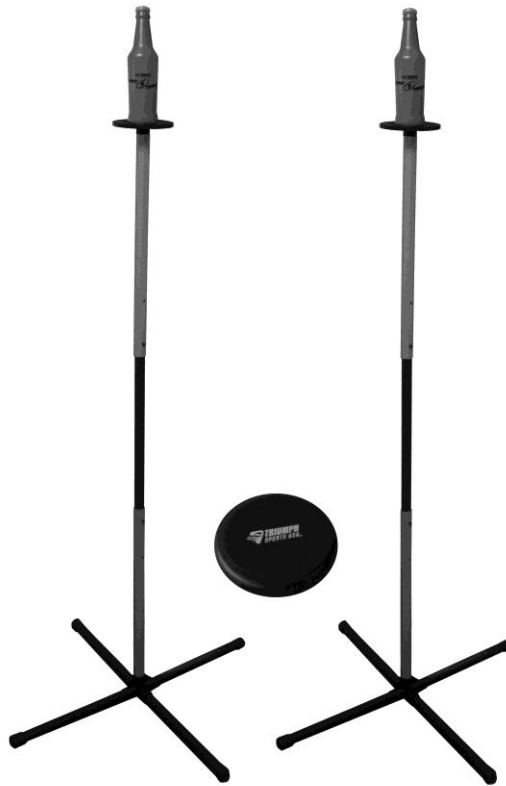




Toss 'N Topple



Please keep this instruction manual for future reference

**If you have any problems with your new product,
please contact Triumph Sports USA at 1-866-815-4173
or e-mail us at csr@triumphsportsusa.com
for any technical support or warranty issues.**

90-Day Triumph Sports USA, Inc. (TSU) Game Warranty

All TSU games have a 90-day from date of purchase warranty. This warrants the retail purchaser for any TSU game purchased to be free from any defect in materials and construction for 90 days from the date of purchase. Normal play wear and usage is not covered under the warranty, nor is wear or damage due to improper use of the TSU game. This will void any and all TSU warranties.

A PURCHASE RECEIPT (or other proof of purchase date) will be required before any warranty service is initiated. All requests for warranty service can be submitted by email or by contacting our Customer Service Department at: 1-866-815-4173 or email us at csr@triumphsportsusa.com.

IMPORTANT NOTICE! Please contact us before returning the product to the store.

Be sure to check out all the exciting games  **has to offer. Visit our web site at:**

www.triumphsportsusa.com



BILLIARDS



DARTS



GAME TABLES



CASINO












OUTDOOR GAMES

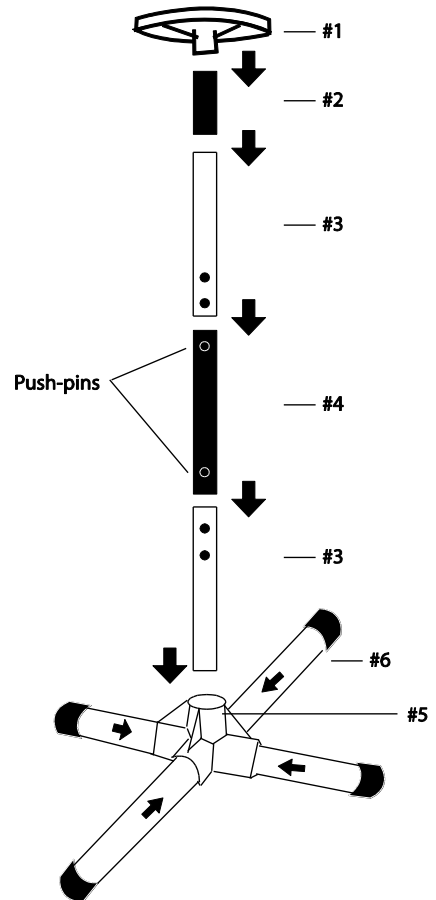
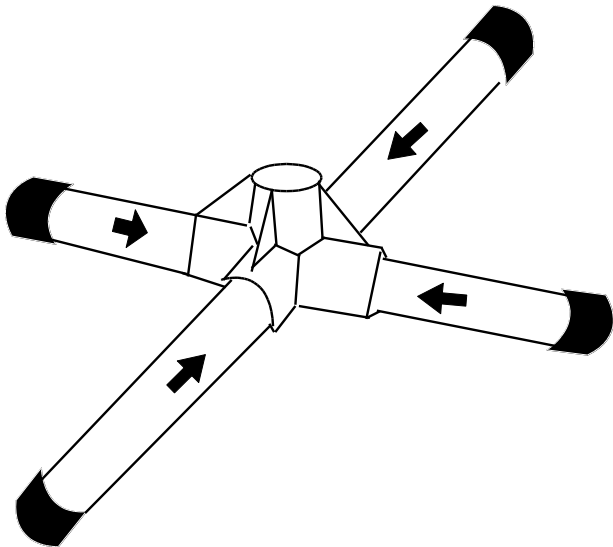


DARTBOARDS

Triumph Sports USA
11327 W Lincoln Ave.
West Allis, WI 53227
www.triumphsportsusa.com
©2013 Triumph Sports USA. All Rights Reserved.

Parts List

<p>1</p>  <p>Top 2 pcs</p>	<p>2</p>  <p>Top Connector 2 pcs</p>	<p>3</p>  <p>Orange Pole 4 pcs</p>
<p>4</p>  <p>Black Pole 2 pcs</p>	<p>5</p>  <p>Base Joint 2 pcs</p>	<p>6</p>  <p>Base Tube 8 pcs</p>
<p>7</p>  <p>Plastic Bottle 2 pcs</p>	<p>8</p>  <p>Disc 1 pc</p>	<p>8</p>  <p>Carry Bag 1 pc</p>

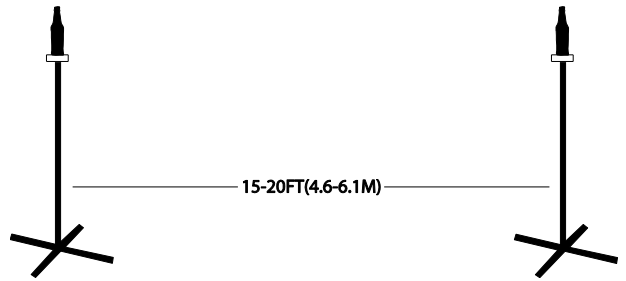


Game Rules

Toss 'N Topple

2 to 4 players, singles (2) or partners (4)

Preparation: The foul lines are usually 15ft to 20ft apart depending on age and ability of player.



Playing the Game:

- The object of the game is to throw the disc at the opponent's bottle or pole knocking the bottle off the target pole.
- The defending team tries to catch the disc and bottle before it hits the ground.
- The flying disc can be thrown from anywhere behind the front of the target base that you are standing by.
- If a player's foot goes beyond the front of the target base during a throw, the throw is considered a "fault" and does not count.
- Each player can only use 1 hand to play.

To set up:

- Extend the pole to your designated height setting (there are 2 settings available).
- Place your bottle on top of the pole.
- Walk approximately 15-20ft away from one pole and set up the other pole.

How to earn points:

Only the throwing team can score points

1 Point – Flying disc hits the ground (if it has made contact with the pole or bottle)

2 Points- Bottle hits the ground

3 Points- Flying disc and bottle hits the ground

3 Points – The opposing team catches the flying disc before it has passed the pole

0 Point – The opposing team catches the bottle and flying disc.

*** Maximum points awarded per throw is 3 points

Each player on the receiving team can only use one hand to catch the disc. If both pole and bottle are falling, the receiving player must catch each of the objects, using one hand per object.

In order to prevent the throwing team from scoring points, the receiving team must not let the flying disc or the bottle hit the ground.

The first player/team to reach 21 points wins. You must win by 2 pts. The winning score is flexible and you may choose to set your score to any amount, as agreed upon by both players/teams in advance.