

Freestanding Ranges

FFEF3010T W/B

30" Electric



Product Dimensions

Height (Max.)	45-1/4"
Width	29-7/8"
Depth (Including Handle)	28-1/2"

More Easy-To-Use Features

Bright Lighting

Our bright lighting makes it easy to see what's inside.


Manual Clean Oven

A.D.A. Compliant

When properly installed, this model is A.D.A.-qualified based on the United States Access Board's A.D.A./A.B.A. Accessibility Guidelines and the Department of Justice's 2010 A.D.A. Standards for Accessible Design.



Available in:



Elements	Size	Watts
Right Front	6"	1,500
Right Rear	8"	2,600
Left Front	8"	2,600
Left Rear	6"	1,500

Signature Features

Store-More™ Storage Drawer

With the Store-More™ Storage Drawer, you will have extra space to store your cookware.

Built with American Pride

Designed, engineered and assembled in the U.S.A.

Color-Coordinated Oven Door with Large Window

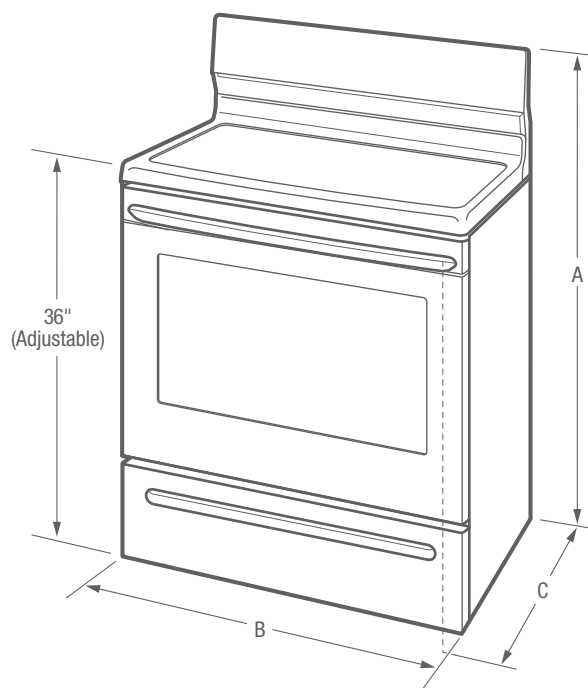
Our large oven window makes it easier to check on the status of your dish without having to open the oven door.

Hi/Lo Broil Options

Offers two-position broiling and variable temperature control for more control.

Features	
Oven Control/Timing System	Ready-Select® Controls
Surface Type	Color-Coordinated Porcelain
Window	Large
Exterior Door Finish	Color-Coordinated
Handle Design	Color-Coordinated
Exterior Finish (Side Panels)	Color-Coordinated
Convection System	
Oven Cleaning System	Manual Clean
Drawer Functionality	Storage
Oven Controls	
Bake	Yes
Broil	Variable (400-500°F)
Add-a-Minute	
Delay Bake	
Self-Clean	
Quick Clean Option	
Delay Clean	
Kitchen Timer	
Timed Cook Option	
Auto Oven Shut-Off	
Oven Lock-Out	
Cooktop Features	
Right Front Element (Watts)	6" - 1,500
Right Rear Element (Watts)	8" - 2,600
Left Front Element (Watts)	8" - 2,600
Left Rear Element (Watts)	6" - 1,500
Center Element (Watts)	
Hot Surface Indicator Light	
Element "On" Indicator Light	Yes
Coil Cooktop/Drip Bowls	Yes/Chrome
Oven Features	
Capacity (Cu. Ft.)	4.2
Oven Light	1
Hidden Bake Element	
Rack Configuration	2 Standard
Baking System	Even Baking Technology
Broiling System	Vari-Broil™ Hi/Lo
Bake Element/Broil Element (Watts)	2,600/3,000
Certifications	
A.D.A. Compliant¹	Yes
Specifications	
Oven Interior (H x W x D)	17" x 23" x 18-3/4"
Power Supply Connection Location	Right Bottom Rear
Voltage Rating	240V/208V/60Hz
Connected Load (kW Rating) @ 240/208 Volts	11.5/8.5
Minimum Circuit Required (Amps)	40
Shipping Weight (Approx.)	150 Lbs.

¹When properly installed, this model is A.D.A.-qualified based on the United States Access Board's A.D.A./A.B.A. Accessibility Guidelines and the Department of Justice's 2010 A.D.A. Standards for Accessible Design.

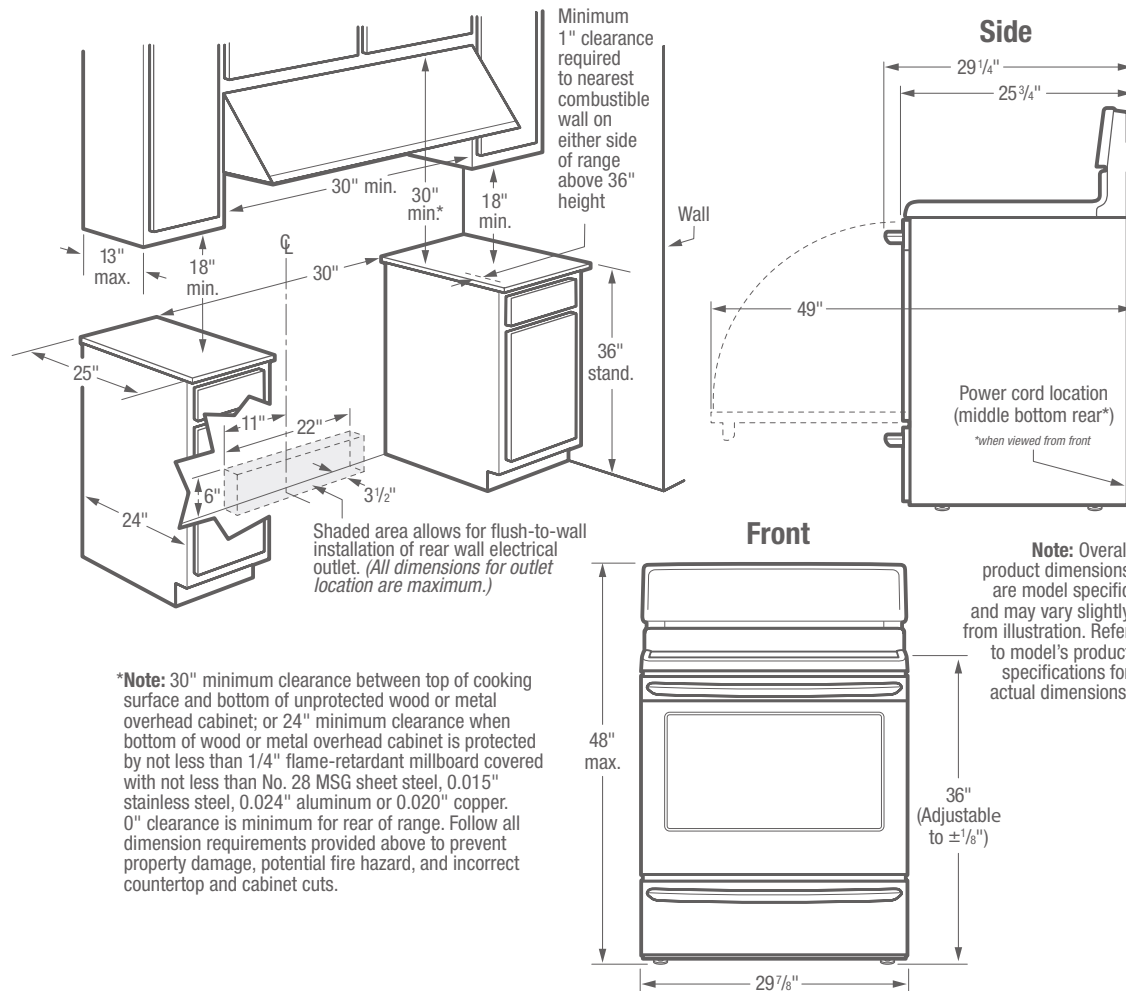


NOTE: For planning purposes only. Always consult local and national electric codes. Refer to Product Installation Guide for detailed installation instructions on the web at frigidaire.com.



Product Dimensions		Cutout Dimensions	
A - Height (Max.)	45-1/4"	Height (Standard)	36"
B - Width	29-7/8"	Width (Min.)	30"
C - Depth (Including Handle)	28-1/2"	Depth (Min.)	24"
Depth with Door Open 90°	45"		

Accessories information available on the web at frigidaire.com



Freestanding Range Specifications

- Product Shipping Weight (approx.) – 150 Lbs.
- Single phase 3- or 4-wire cable, 120/240 or 120/208 Volt, 60 Hertz, fused on both sides of line with ground.
- Connected Load (kW Rating) @ 240/208 Volts = 11.5/8.5kW
- Recommended Circuit Breaker – 40 Amps
- Always consult local and national electric codes.
- Make sure wall coverings around range can withstand heat generated by range.
- Floor beneath range MUST be solid and level.
- Overhead cabinetry should not exceed a 13" maximum depth.
- Absolute minimum horizontal distance between overhead cabinets installed to either side of appliance must be no less than maximum width of appliance.
- Range can be installed flush to wall with 0" minimum rear clearance.
- Minimum 1" clearance required from edge of rangetop to nearest combustible wall on either side of range above 36" height.

- Allow 30" minimum clearance between top of cooking surface and bottom of unprotected wood or metal overhead cabinet; or 24" minimum clearance when bottom of wood or metal overhead cabinet is protected by not less than 1/4" flame retardant millboard covered with not less than No. 28 MSG sheet steel, 0.015" stainless steel, 0.024" aluminum or 0.020" copper.
- To reduce risk of fire when using overhead cabinetry, install range hood that projects horizontally a recommended minimum of 5" beyond bottom of cabinets.
- Follow all dimension requirements provided to prevent property damage, potential fire hazard, and incorrect countertop and cabinet cuts.

Note: For planning purposes only. Refer to Product Installation Guide on the web at frigidaire.com for detailed instructions.