

# FRIGIDAIRE®

## Top Mount Refrigerators

FFHT2021T S/W/B

20.4 Cu. Ft. Top Mount



### Product Dimensions

|  |         |
|--|---------|
| Height<br>(Including Hinges & Rollers) | 69"     |
| Width                                  | 30"     |
| Depth (Including Door)                 | 31-3/4" |

### More Easy-To-Use Features

#### Reversible Door

Door can be installed to open left or right based on your needs.

#### Clear Dairy Bin

Keep foods like butter, cheese and yogurt organized.

ENERGY STAR®



### Available in:



Stainless  
(S)



White  
(W)



Black  
(B)

<sup>1</sup>Compared to 18 cu. ft. top mount refrigerators.

## Signature Features

### Same Width. More Capacity.<sup>1</sup>

With a 20 cu. ft. top freezer refrigerator, you can have a refrigerator that fits the same space as an 18 cu. ft. top freezer refrigerator, but get more capacity.

### Store-More™ Gallon Door Shelf

Door storage gives you room for larger items like a gallon of milk.

### Store-More™ Humidity- Controlled Crisper Drawers

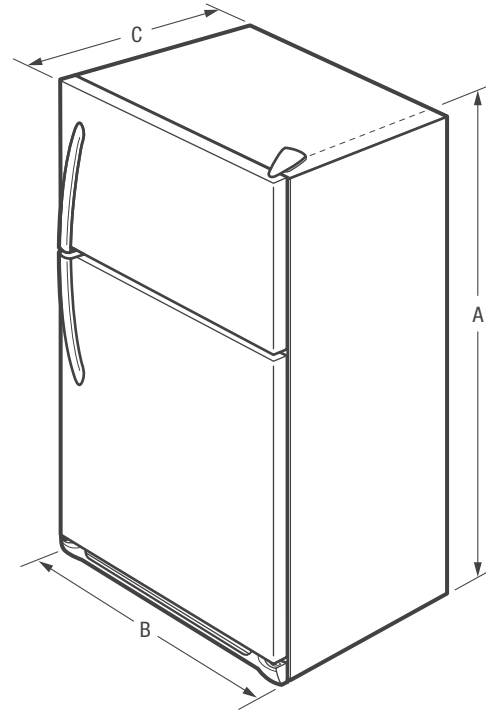
Keep your fruits and vegetables fresh in our humidity-controlled crisper drawers.

### Full-Width Wire Freezer Shelf

Gives you a way to organize items in your freezer better so you can find food quickly.

| Features                                |  |
|---|--|
| Door Design                             | UltraSoft™                                   |
| Door Handle Design                      | Stainless Steel (S), Color-Coordinated (W/B) |
| Cabinet Finish (Textured)               | Black (S), Color-Coordinated (W/B)           |
| Door Stops                              | Yes  |
| Door Hinge Covers                       | Black (S), Color-Coordinated (W/B)           |
| Door Reverse Option                     | Yes  |
| Rollers - Front / Rear                  | Adjustable / Yes                             |
| Sound Package                           |  |
| Toe Grille                              | Black (S), Color-Coordinated (W/B)           |
| Refrigerator Features                   |  |
| Interior Lighting                       | Bright                                       |
| Refrigerator Shelves                    | 2 Full-Width Glass                           |
| Deli Drawer                             | 1 Half-Width                                 |
| Wine / Can Rack                         |  |
| Store-More™ Crisper Drawers             | 2 Clear                                      |
| Humidity Controls                       | 2  |
| Dairy Compartment                       | Clear Dairy Door                             |
| Door Bins                               |  |
| Door Racks                              | 3 Full-Width White                           |
| Non-Slip Bin Liner                      |  |
| Tall Bottle Retainers                   |  |
| Gallon Door Storage                     | 1  |
| Freezer Features                        |  |
| Door Bins                               |  |
| Door Racks                              | 2 Full-Width White                           |
| Freezer Shelves                         | 1 Full-Width Wire                            |
| Factory Ice Maker w/ Large Ice Bin      | Optional (PN # IM116)                        |
| Lighting                                |  |
| Certifications                          |  |
| ENERGY STAR®                            | Yes  |
| Specifications                          |  |
| Total Capacity (Cu. Ft.)                | 20.4   |
| Refrigerator Capacity (Cu. Ft.)         | 15.3   |
| Freezer Capacity (Cu. Ft.)              | 5.1  |
| Power Supply Connection Location        | Right Bottom Rear                            |
| Water Inlet Connection Location         | Bottom Right                                 |
| Voltage Rating                          | 120V / 60Hz                                  |
| Connected Load (kW Rating) @ 120 Volts¹ | 0.72   |
| Amps @ 120 Volts                        | 6.0  |
| Minimum Circuit Required (Amps)         | 15   |
| Shipping Weight (Approx.)               | 220 Lbs.                                     |

¹For use on adequately wired 120V, dedicated circuit having 2-wire service with a separate ground wire. Appliance must be grounded for safe operation.

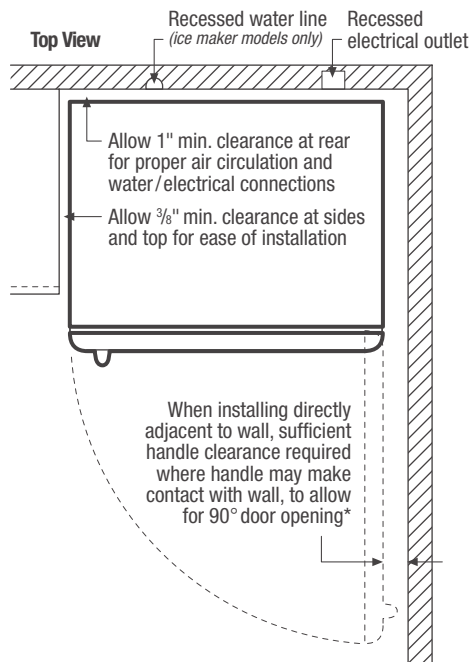


NOTE: For planning purposes only. Always consult local and national electric and plumbing codes. Refer to Product Installation Guide for detailed installation instructions on the web at [frigidaire.com](http://frigidaire.com).

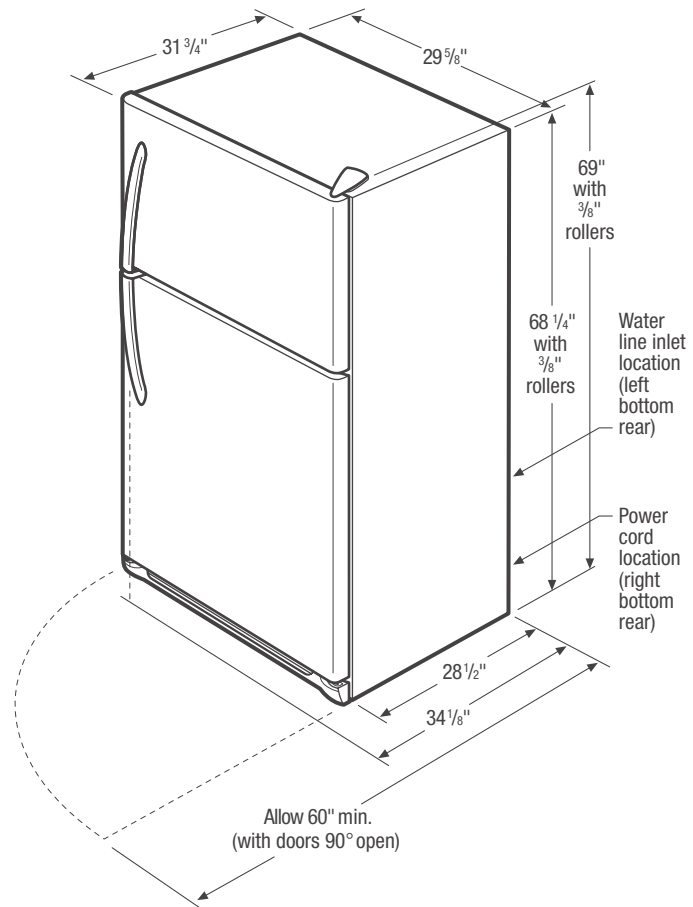


| Product Dimensions                  |         |
|-------------------------------------|---------|
| A - Height (Incl. Hinges & Rollers) | 69"     |
| B - Width                           | 30"     |
| C - Depth (Incl. Door)              | 31-3/4" |
| Depth with Door Open 90°            | 60"     |

Accessories information available on the web at [frigidaire.com](http://frigidaire.com)



\* When installing refrigerator adjacent to wall, cabinet or other appliance that extends beyond front edge of unit, 20" minimum clearance recommended to allow for optimum 140° door swing, providing complete crisper access and removal. (Absolute 3" minimum clearance will ONLY allow for 90° door swing which will provide limited crisper access with restricted removal.)



### Top Mount Refrigerator Specifications

- Product Shipping Weight (approx.) - 220 Lbs.
- An electrical supply with grounded three-prong receptacle is required. The power supply circuit must be installed in accordance with current edition of National Electrical Code (NEPA 70) and local codes & ordinances.
- Voltage Rating - 120V/60 Hz
- Connected Load (kW Rating) @ 120 Volts = 0.72 kW
- Amps @ 120 Volts = 6.0 Amps
- Always consult local and national electric & plumbing codes.
- Floor should be level surface of hard material, capable of supporting fully loaded refrigerator.
- Minimum 3/8" clearance required for sides and top of refrigerator with 1" clearance at rear to allow for ease of installation, proper air circulation, and plumbing/electrical connections.
- When installing refrigerator adjacent to wall, cabinet or other appliance that extends beyond front edge of unit, 20" minimum clearance recommended to allow for optimum 140° door swing, providing complete crisper access and removal. (Absolute 3" minimum clearance will ONLY allow for 90° door swing which will provide limited crisper access with restricted removal.)

- To ensure optimum performance, do not install in areas where temperature drops below 55°F or rises above 110°F and avoid installing in direct sunlight or close proximity to range, dishwasher or other heat source.
- For proper ventilation, front grille MUST remain unobstructed.
- Recess electrical outlet when possible.
- Optional Ice Maker Kit (PN# IM116) available for installation in ice maker-ready models only.
- Water recess on rear wall recommended to prevent water line damage.
- Water Pressure - Cold water line must provide between 30 and 100 pounds per square inch (psi).
- Copper tubing with 1/4" O.D. recommended for water supply line with length equal to distance from rear of unit to household water supply line plus 7 additional feet. Optional Water Supply Installation Kits available.
- Adjustable front rollers to assist with door alignment.

**Note:** For planning purposes only. Refer to Product Installation Guide on the web at [frigidaire.com](http://frigidaire.com) for detailed instructions.

### Optional Accessories

- Ice Maker Kit - (PN# IM116).