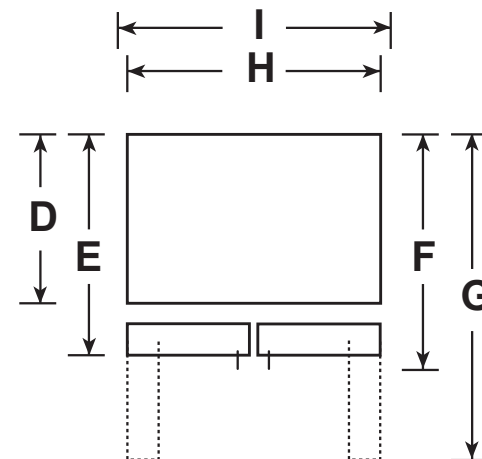
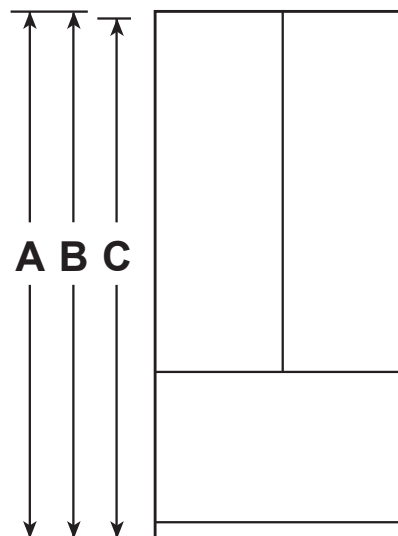


CFE28USH

GE Café™ Series ENERGY STAR® 27.8 Cu. Ft. French-Door Refrigerator with Keurig® K-Cup® Brewing System

DIMENSIONS AND INSTALLATION INFORMATION (IN INCHES)

OVERALL DIMENSIONS	Height to top of door (in.) A	70-1/2
	Height to top of hinge (in.) B	69-7/8
	Height to top of case (in.) C	69
	Case depth without door (in.) D**	29-3/8
	Case depth less door handle (in.) E**	35-1/4*
	Case depth with door handle (in.) F**	36-1/4
	Depth with fresh food door open 90° (in.) G**	48-3/8
	Width (in.) H	35-3/4
	Width with door open 90° inc. door handle (in.) I	44-3/4
AIR CLEARANCES	Each side (in.)	1/8
	Top (in.)	1
	Back (in.)	2



*Includes hot water knob.

**Water hookup fits in back air clearance when calculating installation depth.



GE APPLIANCES

For answers to your Monogram, GE Café™ Series, GE Profile™ Series or GE® Series appliance questions, visit our website at geappliances.com or call GE Answer Center® service, 800.626.2000.



Listed by
Underwriters
Laboratories



As an ENERGY STAR® partner, GE has determined that this product meets the ENERGY STAR guidelines for energy efficiency.

Specification Revised 12/15

CFE28USH

GE Café™ Series ENERGY STAR® 27.8 Cu. Ft. French-Door Refrigerator with Keurig® K-Cup® Brewing System

FEATURES AND BENEFITS

Keurig® K-Cup® brewing system – The unexpected convenience of hot single-serve brewing at your fridge

Hot water dispenser – Lets you choose your own temperature or from one of the 4 pre-programmed settings to simplify hot food and drink preparation

Hot Water Scheduling – Have hot water waiting for you any time of day. Just schedule hot water through the GE Kitchen App, and enjoy ultimate convenience

Precise Fill – Dispenses filtered water in accurate measurements for easy food and drink preparation

Full-width electronic temperature-controlled drawer with colored LED lights – 3 accurate settings deliver the optimal temperature for your favorite foods, while colored lights indicate the chosen setting

TwinChill™ evaporators – Separate climates in the fresh food and freezer sections help keep foods fresh

Showcase LED lighting – Positioned throughout the interior and under fresh food doors to spotlight foods inside the refrigerator and in the freezer

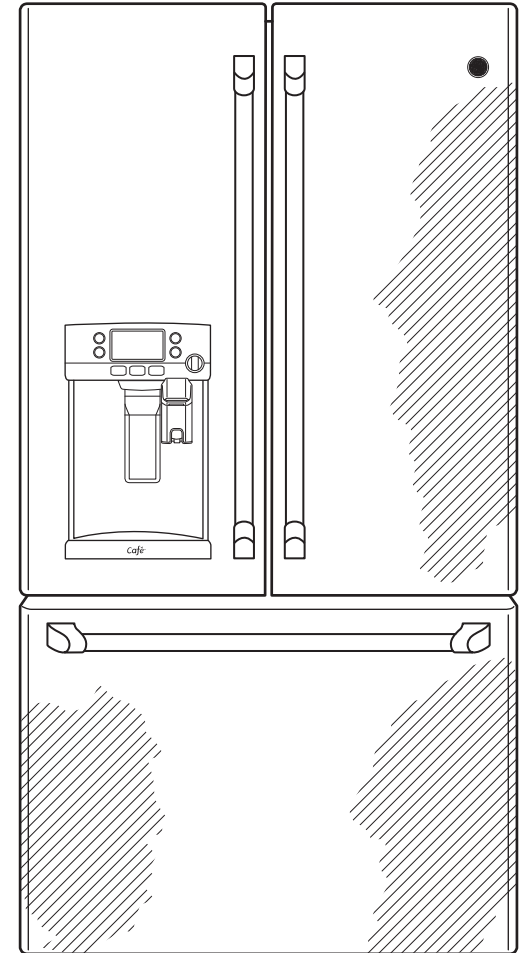
Stainless steel Café™ dispenser with pullout tray – Offers professional style and an extra-tall dispenser to easily fill large containers

Drop-down tray – Allows for extra door storage when you need it and tucks away when you don't

Color LCD screen with photo upload – Add a personal touch when you upload photos to the color LCD display from your flash drive

Advanced water filtration uses RPWFE replacement filter – Removes trace pharmaceuticals from water and ice

Model CFE28USHSS – Stainless steel



GE APPLIANCES



As an ENERGY STAR® partner, GE has determined that this product meets the ENERGY STAR guidelines for energy efficiency.