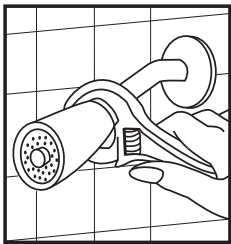


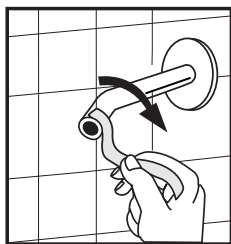


Installation Instructions/Warranty Information


Handheld Showerhead



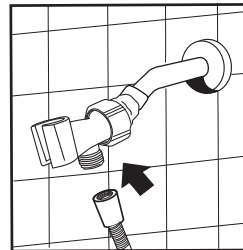
1. Remove old showerhead with wrench. Clean threads of shower arm.



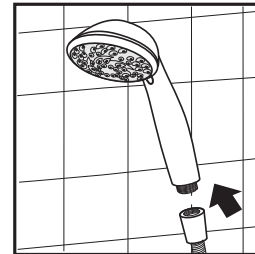
2. Apply 2 revolutions of thread tape to threads of shower arm. Make sure the tape is applied tightly in a clockwise direction.



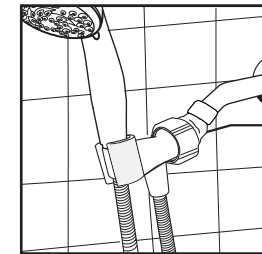
3. Insert screen washer into mounting bracket and hand tighten onto shower arm. Do not overtighten.



4. Place washer into one of the hose nuts and hand tighten to mounting bracket.



5. Put washer into nut on other end of hose and hand tighten nut to hand shower.



Coupling Nut

6. Fit hand shower into mounting bracket by slipping the hose through the bracket opening and seating the hand shower into the bracket. Loosen coupling nut and adjust the position of the hand shower as needed.

NOTE:

To change the spray settings, position hand over face of showerhead and rotate while pressing thumb against tab.

Limited Lifetime Warranty

This Body Moods® product is warranted to be free from defects in material and workmanship for limited lifetime. The Waxman Consumer Group will replace **FREE OF CHARGE**, under the warranty conditions, the entire unit or any part (at our option) which proves defective under normal installation, use and service. This warranty is limited to defective parts as stated. Additional labor charges and/or damage incurred in installation, repair, or replacement, as well as incidental and consequential damages, therewith are excluded. Some states do not allow the exclusion or limitation of incidental or consequential damages, so the above limitation or exclusion may not apply to you. Any damage to this product as a result of misuse, abuse, neglect, accident, improper installation, or any use violating instructions furnished by us **WILL VOID THIS WARRANTY**. Problems associated with hardwater buildup and/or water supply sediment are not covered under this warranty. To obtain warranty service, send product to: The Waxman Consumer Group, 24455 Aurora Road, Bedford Heights, Ohio 44146

For additional assistance
or service call 1-800-531-3342

Meets ASME A112.18.1M Requirements
2.5 gpm (9.5 L/min) Max



Cleveland, Ohio 44146

Made in China

www.waxmancpg.com

© 2012 Waxman Consumer Products Group