




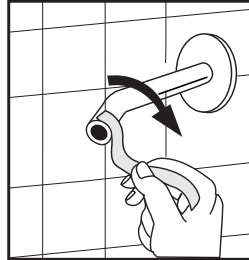
Handheld and Fixed Head Combo Kit

Installation Instructions/Warranty Information


8077000, 8077100, 8077200




1. Remove old shower-head with wrench. Clean threads of shower arm.




2. Apply 2 revolutions of thread tape to threads of shower arm. Make sure the tape is applied tightly in a clockwise direction.



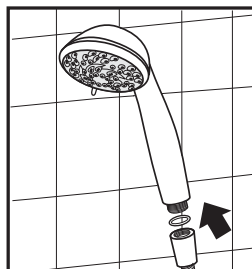
3. With screen washer preassembled in diverter bracket, hand tighten diverter bracket to shower arm. Position diverter bracket as shown in picture and then wrench tighten 1/4 turn. Do not over tighten.



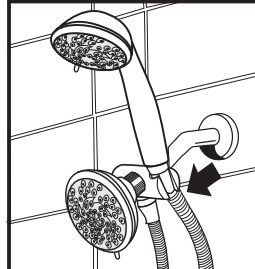
4. With washer positioned in showerhead, hand tighten showerhead to diverter bracket.



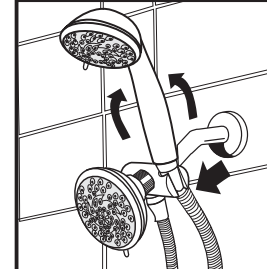
5. Place washer into one of the hose nuts and hand tighten to diverter bracket.



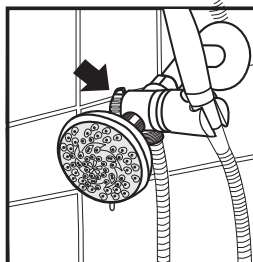
6. Put washer into nut on other end of hose and hand tighten to handheld shower.



7. Place handheld shower into bracket by slipping the hose through the bracket opening and seating the shower into the bracket. If the bracket does not maintain its position when the handheld is placed into the bracket, reposition bracket and wrench tighten another 1/4 turn.



8. To adjust position of the handheld shower, push the handheld shower back or pull it forward while you hold the diverter bracket.



9. To divert the water from one head to the other, turn the dial on the side of the diverter bracket.

NOTE:

To change the spray settings, position hand over face of showerhead and rotate while pressing thumb against tab.

Limited Lifetime Warranty

This Body Moods® product is warranted to be free from defects in material and workmanship for limited lifetime. The Waxman Consumer Group will replace FREE OF CHARGE, under the warranty conditions, the entire unit or any part (at our option) which proves defective under normal installation, use and service. This warranty is limited to defective parts as stated. Additional labor charges and/or damage incurred in installation, repair, or replacement, as well as incidental and consequential damages, therewith are excluded. Some states do not allow the exclusion or limitation of incidental or consequential damages, so the above limitation or exclusion may not apply to you. Any damage to this product as a result of misuse, abuse, neglect, accident, improper installation, or any use violating instructions furnished by us WILL VOID THIS WARRANTY. Problems associated with hardwater buildup and/or water supply sediment are not covered under this warranty. To obtain warranty service, send product to: The Waxman Consumer Group, 24455 Aurora Road, Bedford Heights, Ohio 44146

For additional assistance
or service call 1-800-531-3342

Meets A112.18.1M Requirements
2.5 gpm (9.5 L/min) Max

Waxman
Consumer Products
Cleveland, Ohio 44146
Made in China
www.waxmancpg.com
© 2012 Waxman Consumer Products Group