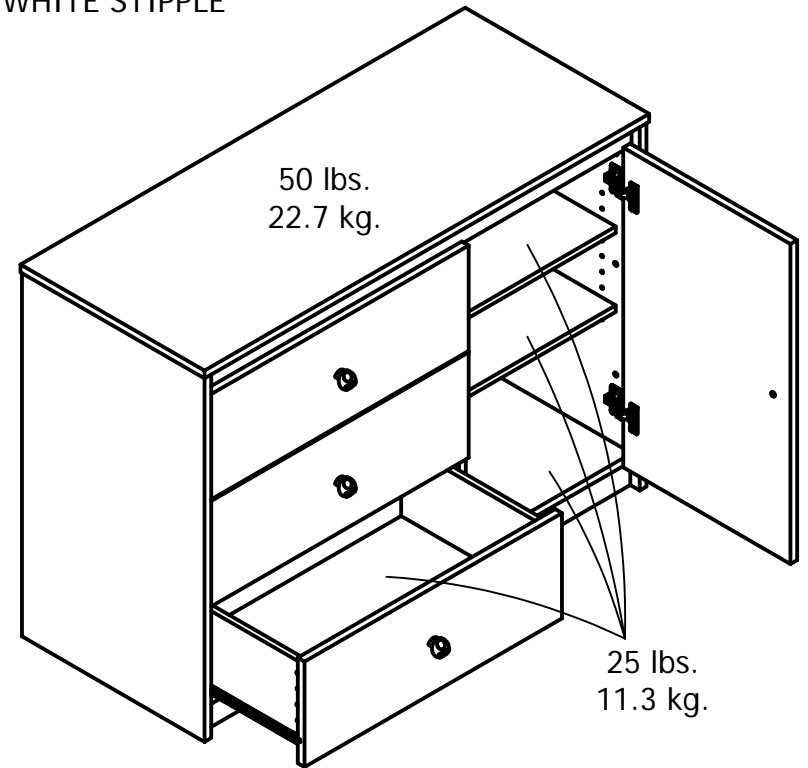
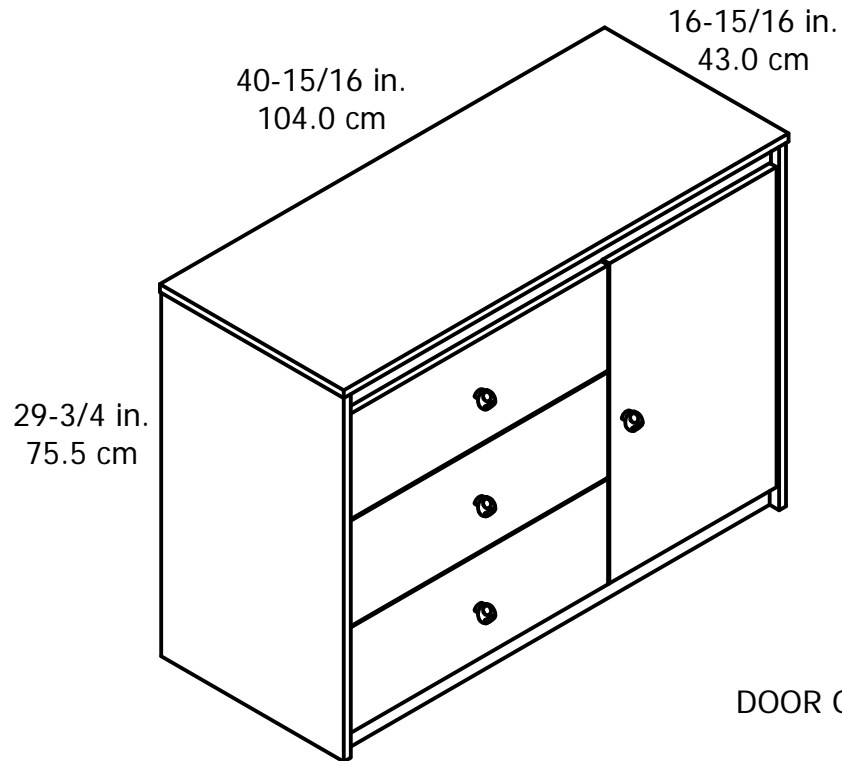


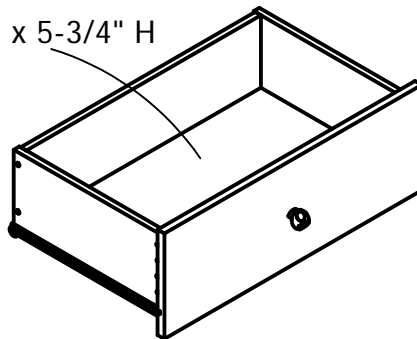
ASSEMBLED WEIGHT: 111 LBS.

FINISH: (15) WHITE STIPPLE

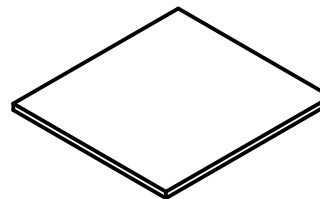


DOOR OPENING HEIGHT: 24-1/2"

DRAWER SPACE:
21-9/16" W x 13" D x 5-3/4" H



ADJUSTABLE SHELF:
15-1/8" W x 14" D



A Dorel Company AMERIWOOD INDUSTRIES		PART NUMBER 5849015PCOM		DWG REV
TITLE FUNCTIONAL DRAWING				
DRAWN FJK		DATE 12/26/2014	CHECKED	DATE
MATERIAL: XXX			COLOR: (15) WHITE STIPPLE	
TOLERANCES: DIMENSIONS: X. ± .80mm .X ± .25mm .XX ± .13mm ANGLES ± 1/2°				
ALL DIMENSIONS ARE IN; MILLIMETERS				
REV	ECO	CHANGE		DATE