



OWNER'S MANUAL

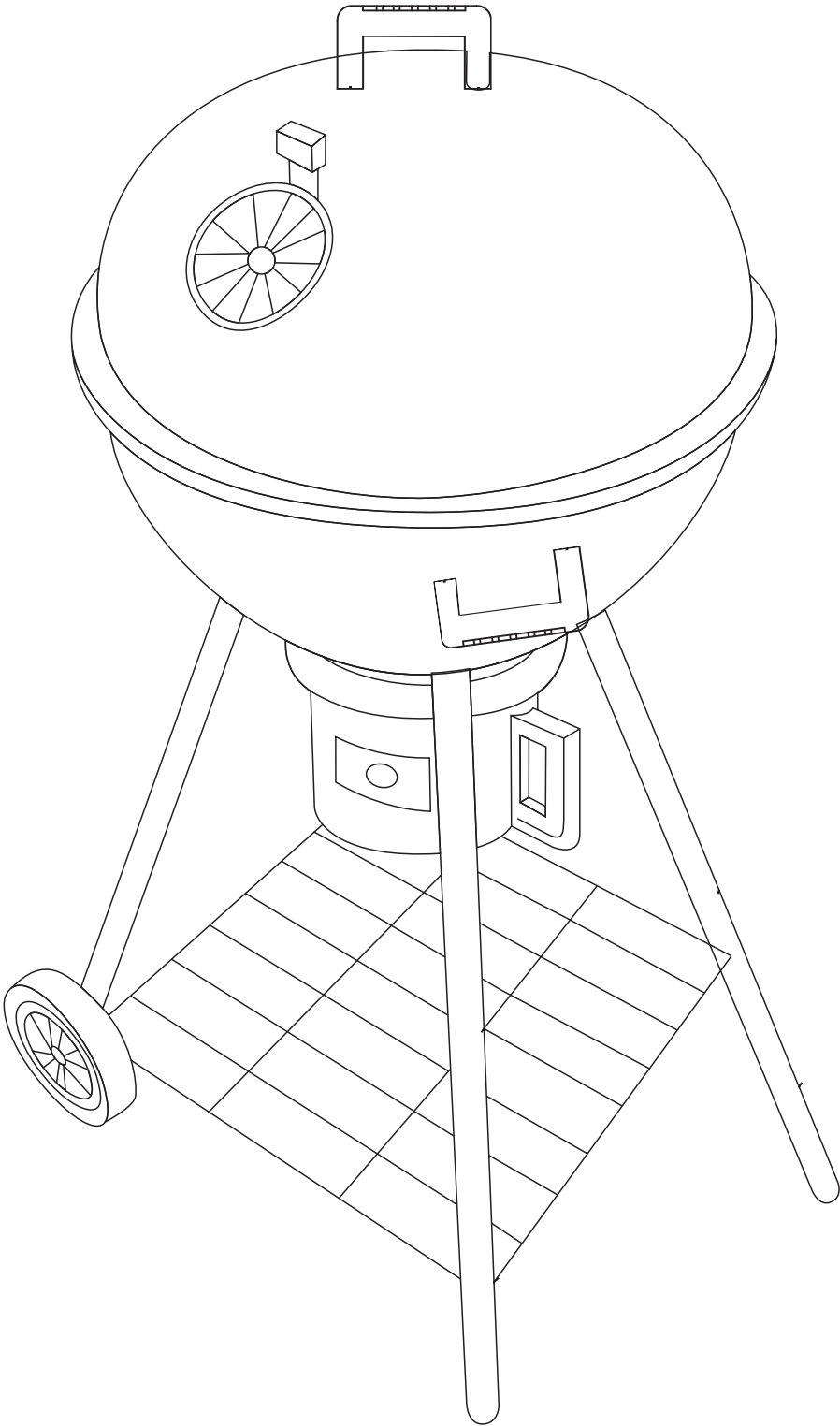
PRODUCT NAME 22.5" ROUND KETTLE GRILL

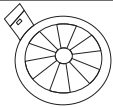
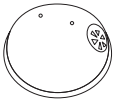
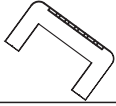
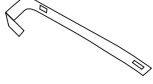

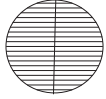



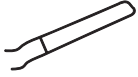






Product code: 680045336120

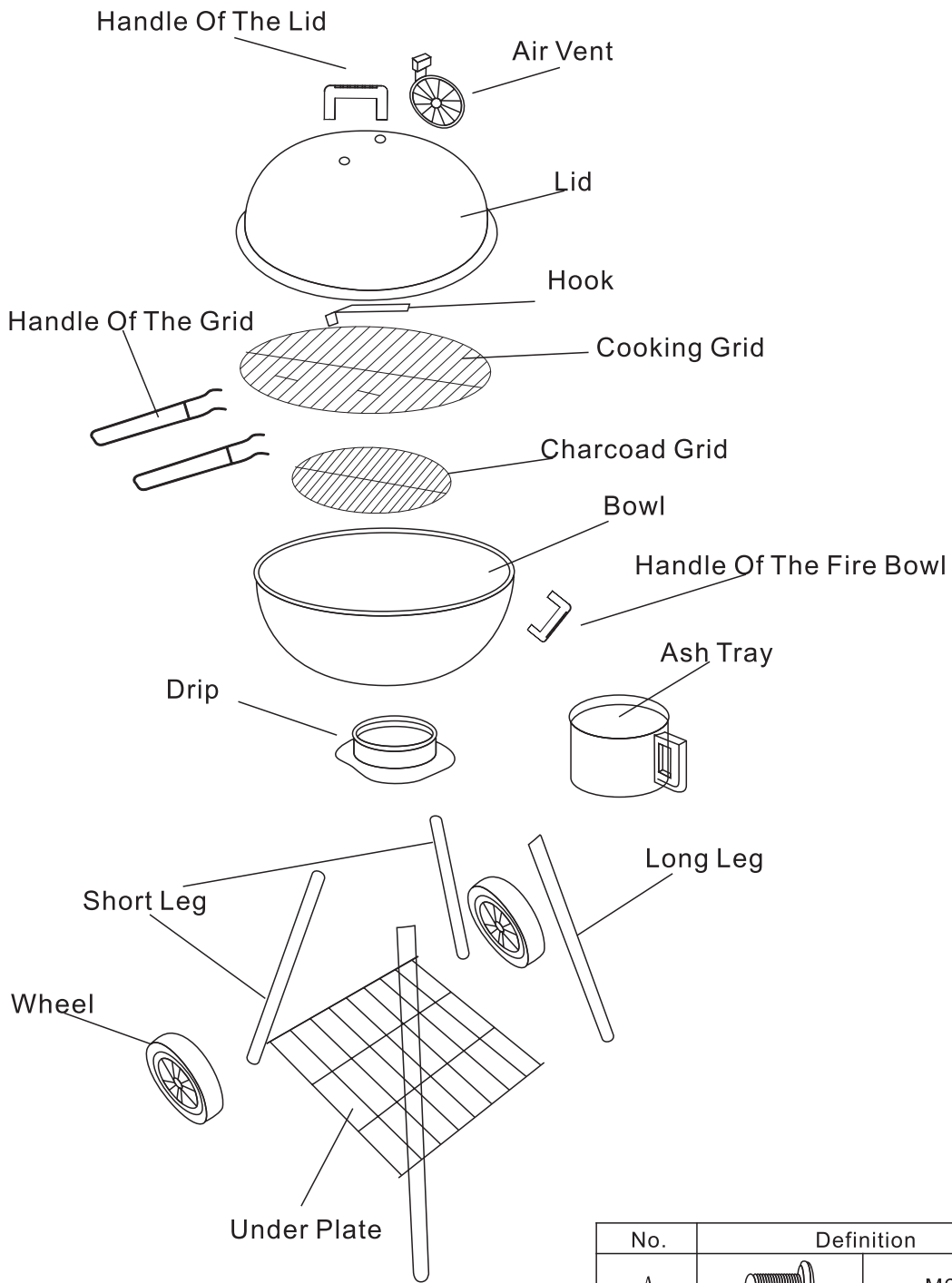
UPC code: 182995000309









Date of purchase: ____/____/____






CHARCOAL BBQ INSTRUCTIONS

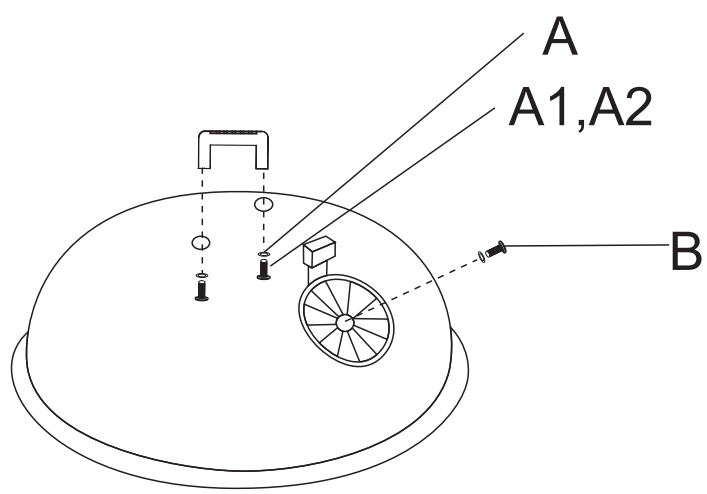




No.		Definition	Qty
1		Air vent	1
2		lid	1
3		handle	2
4		Hook	1
5		bowl	1
6		Cooking grid	1
7		Charcoal grid	1
8		drip	1
9		Ash tray	1
10		handle of the grill	2
11		Left long leg	1
12		Right long leg	1
13		Left short leg	1
14		Right short leg	1
15		Under Plate	1
16		wheel	2

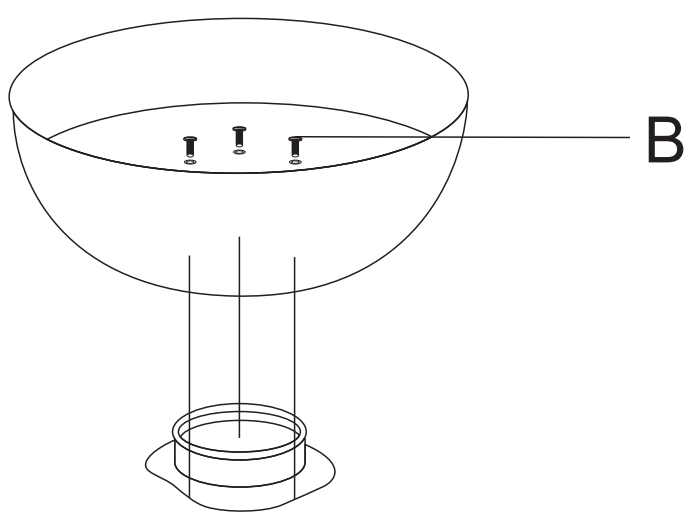






No.	Definition		Qty
A		M6x12	6
A1		D6	8
A2		M6	4
B		M5x10	4
B		M5	4
B		D5	3
C		M6x15	4
E		M8	2

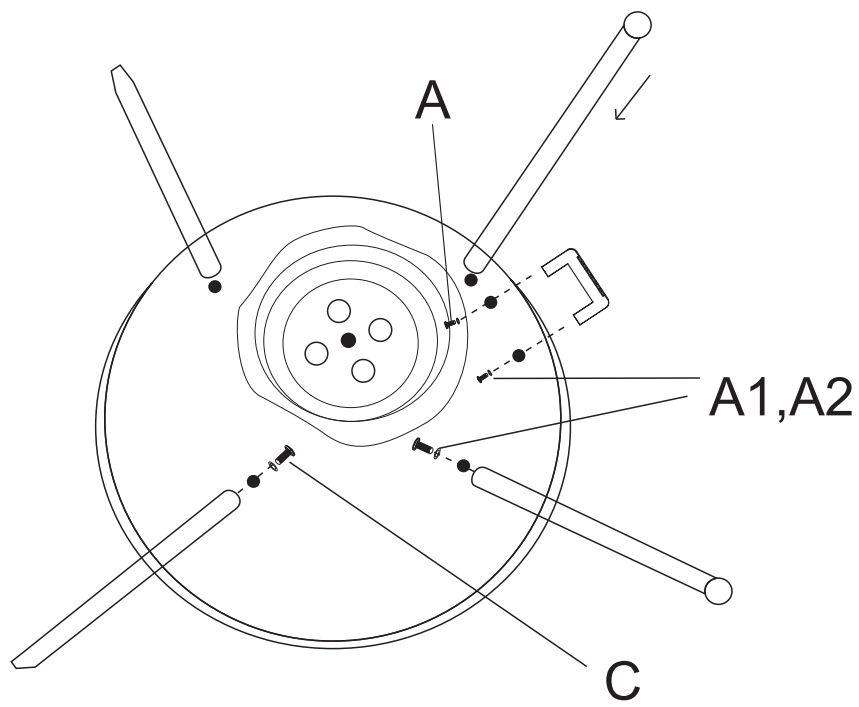
- A  2pcs
- A1  2pcs
- A2  2pcs
- B   1pcs

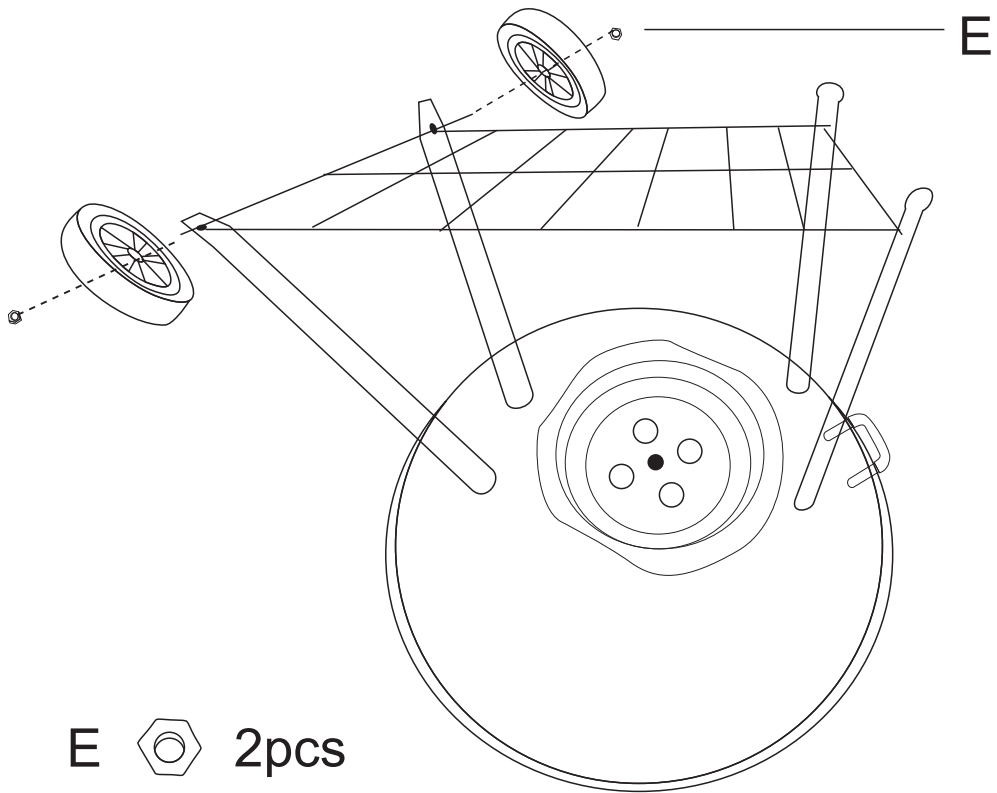
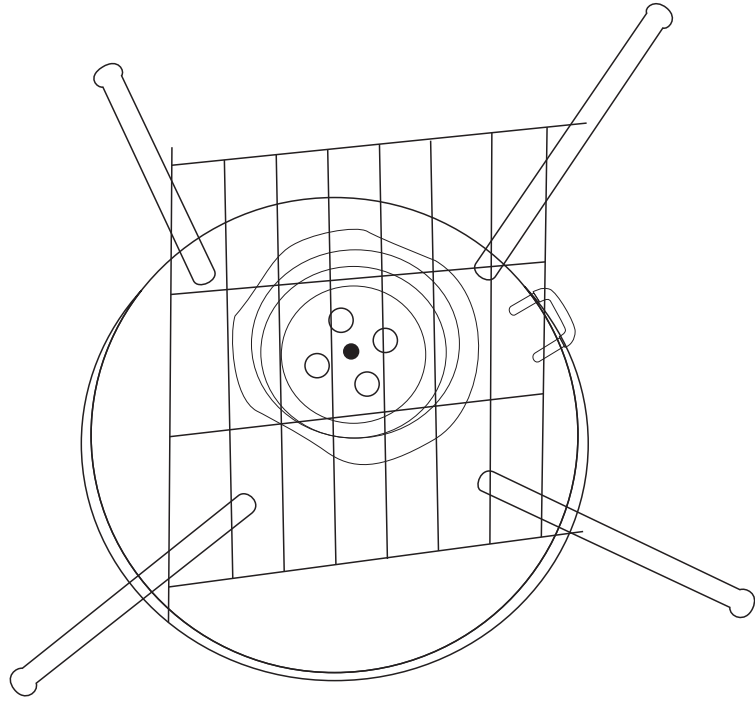


- B    3pcs




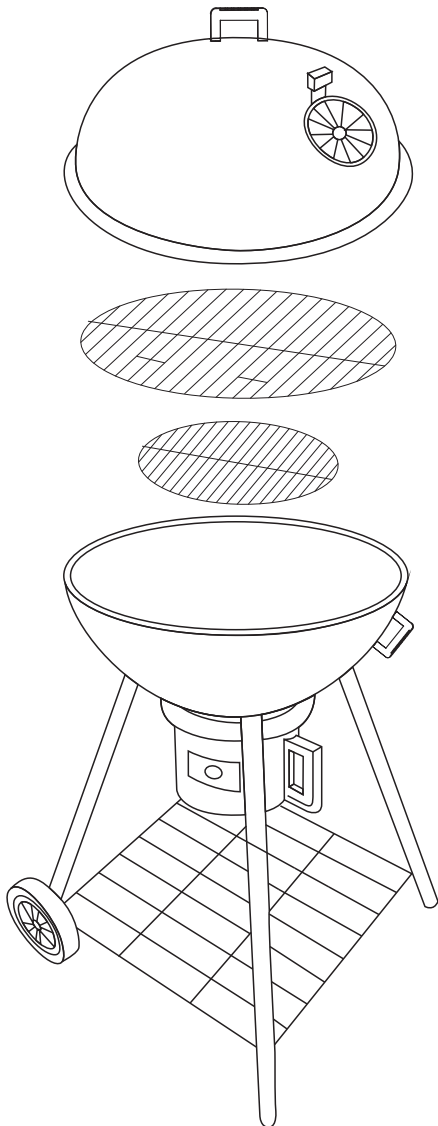
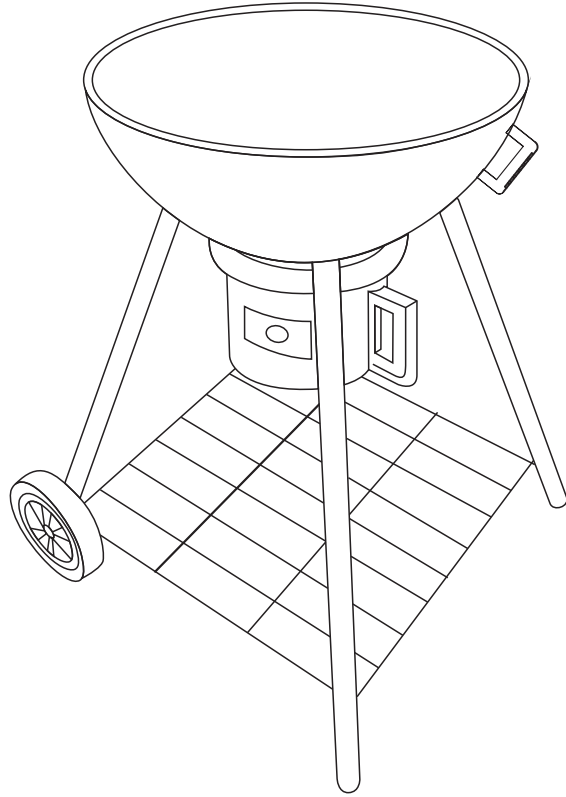
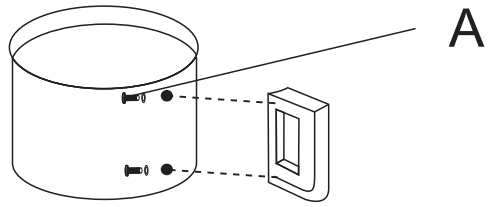
- A  2pcs
- A1  6pcs
- A2  2pcs
- C  4pcs





E  2pcs

A  2pcs





Risk of cuts

Every care has been taken at the factory to ensure that there are no sharp edges on this unit. Be careful when handling the individual components of this unit to prevent accidents and injuries when assembling and starting up the unit.

Before use, please note:

Always select a secure, even surface and a suitable place for charcoal grilling. The unit may not be transported when warm. For safety reasons, the unit may not be operated using liquid fuel. Recommendation: Heat the BBQ grill before you use it for the first time and allow the fuel to glow for at least 30 min.

Notes with regard to lighting:

- Arrange the charcoal pieces in the fire basin in pyramid form.
- The fire basin can accommodate a maximum of around 1.5 kg of ordinary charcoal.
- Evenly space dry charcoal lighters around the pyramid.
- The pyramid is best lit using a match.
- Only start to cook when the fuel is covered with a sheet of ash.
- Grease the grilling rack with a little vegetable oil and start grilling.



Risk of explosion

This BBQ grill becomes very hot and may not be moved when in use! Do not use in closed rooms! Do not use spirit, petrol or similar liquids to light or re-light the BBQ! Only use lighters in accordance with EN 1860-3! Keep away from children and animals!



Fire risk

Always wear gloves when adjusting the height of the grilling rack as the handles of the rack can become very hot during grilling.



WARNING: Combustion byproducts produced when using this product include carbon monoxide, a chemical known to the State of California to cause birth defects or other reproductive harm. For more information go to www.P65Warnings.ca.gov



ADVERTENCIA: Los subproductos de la combustión producidos al usar este producto incluyen monóxido de carbono, un químico conocido en el Estado de California como causante de defectos de nacimiento u otros daños reproductivos. Para obtener más información, vaya a www.P65Warnings.ca.gov



Made in / Hecho en CHINA
Distributed by Kmart Corporation, Hoffman Estates, IL 60179

See our extensive assortment of outdoor living products
on-line at www.sears.com and www.kmart.com