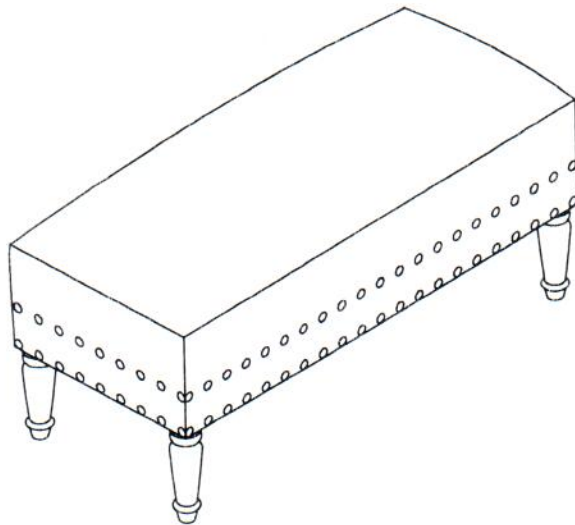


CONVENIENCE CONCEPTS

163923FCH FAUX COWHIDE BENCH W/NAILHEADS



ASSEMBLY INSTRUCTIONS

We have designed our furniture with you, the customer in mind. Our clear, easy to follow, step by step instructions will guide you through the project from start to finish. Feel confident that this will be a fun and rewarding project. The final product will be a quality piece of furniture that will go together smoothly and give years of enjoyment.



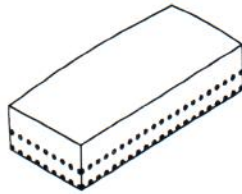
Please do not return to the store

Broken or missing parts?

Need help with assembly?

If you have any question just call 1-800-466-6447 or email us at
parts@convenience-concepts.com

1. Bench

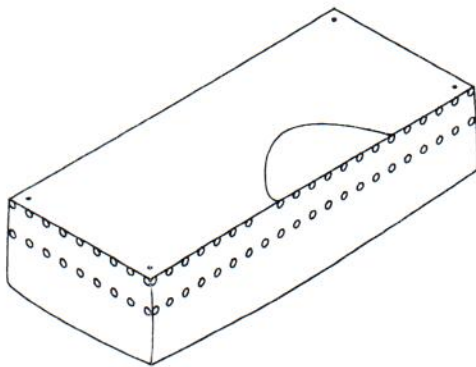


1PC

2. Leg



4PCS

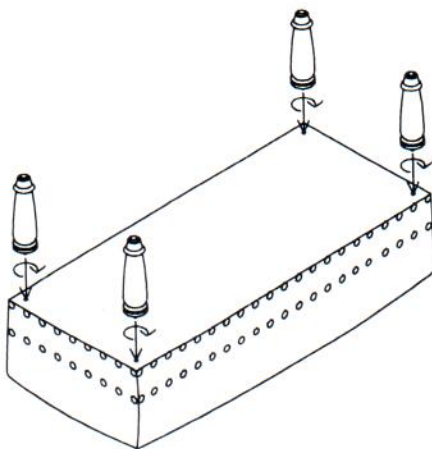


STEP 1:

Separate the zipper from the bottom, and remove the feet from the tie down from inside the ottoman.

STEP 2:

Turn over the product, attach the 4 feet to the bottom of the ottoman, then securely tighten the feet.



STEP 3:

Stand the unit upright.

