

CONVENIENCE CONCEPTS

8030B XTRA Storage 3 Tier Metal Shelving



ASSEMBLY INSTRUCTIONS

We have designed our furniture with you, the customer in mind. Our clear, easy to follow, step by step instructions will guide you through the project from start to finish. feel confident that this will be a fun and rewarding project. The final product will be a quality piece of furniture that will go together smoothly and give you years of enjoyment.

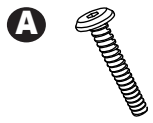


Please do not return to the store

- . Broken or missing parts?
- . Need help with assembly?

If you have any questions just call 1-800-468-6447 or email us at parts@convenience-concepts.com

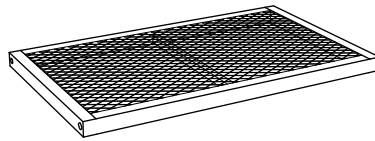
Accessories list



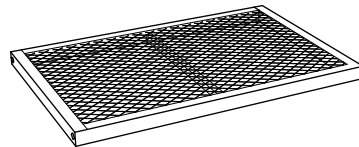
Long Screw (12pcs)



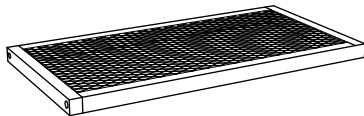
Allen Key (1pc)



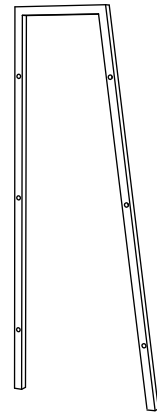
Shelf ② (1pc)



Shelf ③ (1pc)

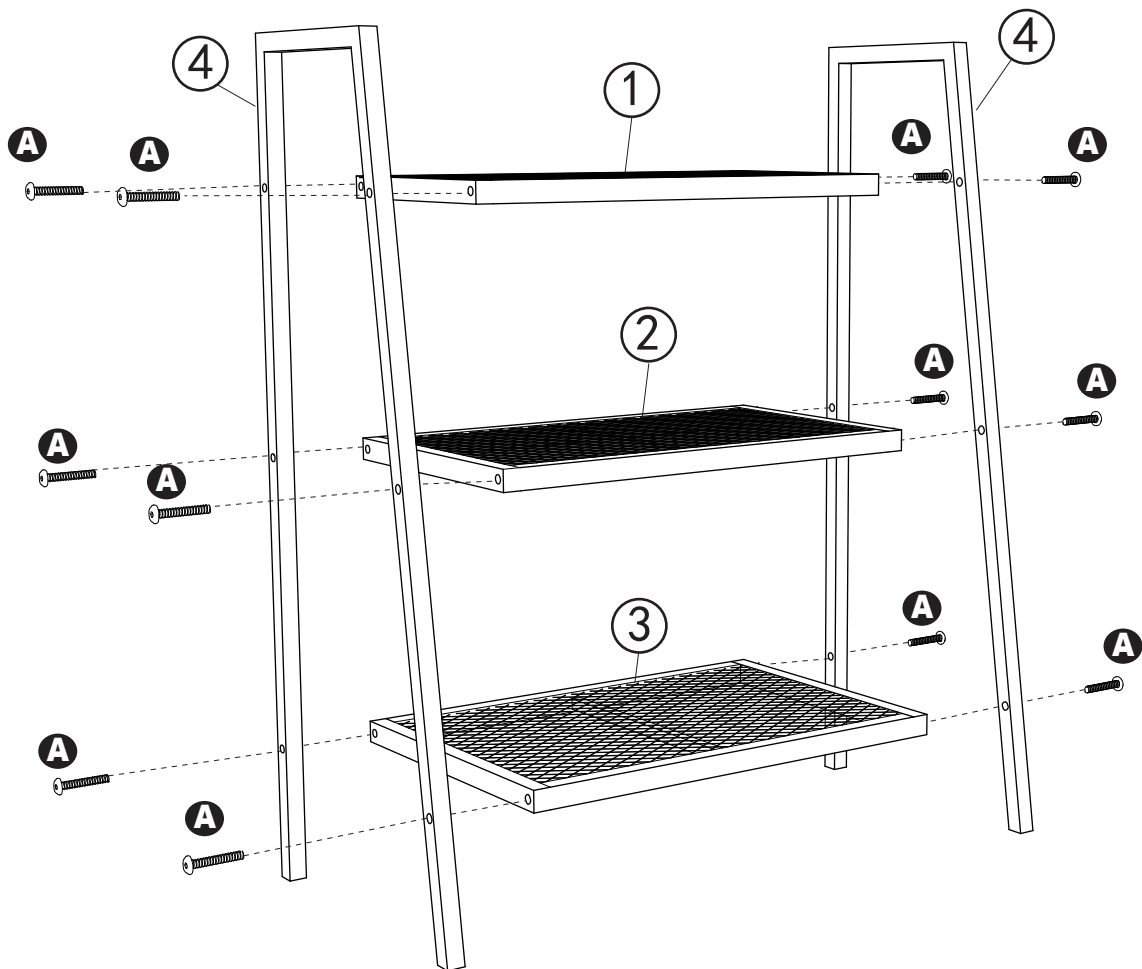


Shelf ① (1pc)



Frame ④ (2pcs)

Assembly instructions



* According to the assembly diagrams connection the Shelves and frames.