

DVG45N5300V

SAMSUNG

Samsung Front-Load Gas Dryer

7.5 cu. ft. Capacity DOE



Signature Features

Multi-Steam Technology

- Steam away wrinkles, odors, bacteria, and static.

Sensor Dry

- Optimizes cycle time and temperature to dry clothes thoroughly, while preventing heat damage.

Smart Care

- Smart Care interacts with your washer and dryer to perform an immediate diagnosis and offer quick solutions.

Available Colors



Black Stainless Steel
(shown)



White



Multi-Steam Technology



Sensor Dry

Features

- Multi-Steam Technology
- Sensor Dry
- Smart Care
- 10 Preset Dry Cycles
- 12 Options
- 4 Temperature Settings
- Interior Drum Light
- 7.5 cu. ft. Capacity
- LED Display: Ice Blue
- Chrome Door
- Wrinkle Prevent Option
- 3-Way Venting
- Powder Coat Interior

Convenience

- Child Lock
- My Cycle Option
- Filter Check Indicator

DVG45N5300V

SAMSUNG

Samsung Front-Load Gas Dryer

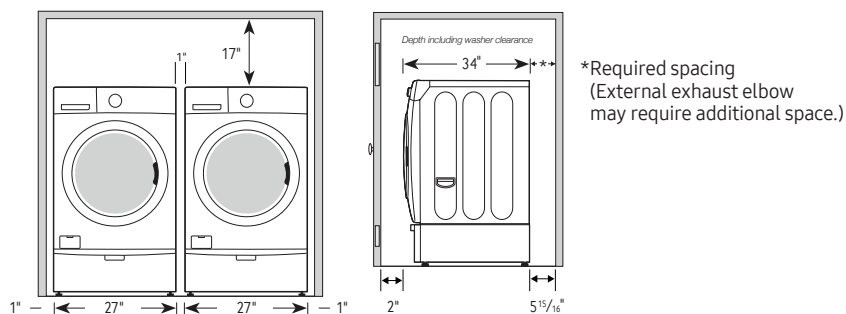
7.5 cu. ft. Capacity DOE

Installation Specifications

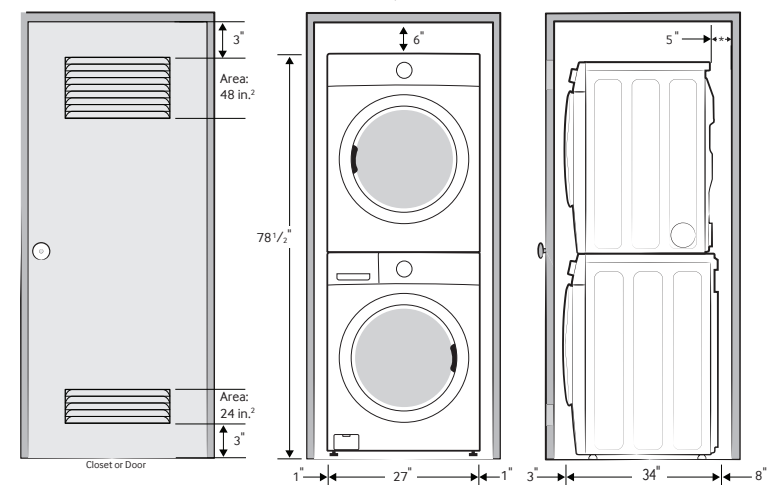
If the washer and dryer are installed together or the dryer alone, the closet front must have two unobstructed air openings for a combined minimum total area of 72-inch² (see stacked build below). Your washer alone does not require a specific air opening.

1. Alcove or closet installation

Minimum Clearance for Closet and Alcove Installations:

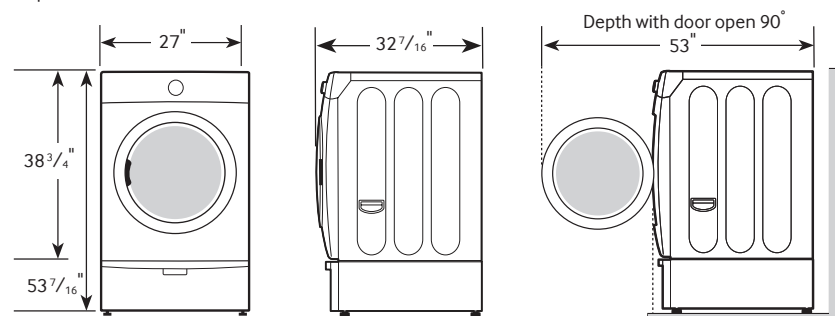


2. With stacked washer and dryer



Dimensions

Required Dimensions for Installation with Pedestal:



3-Way Venting

10 Preset Dry Cycles:

Refresh, Wrinkle Away, Normal, Heavy Duty, Permanent Press, Bedding, Delicates, Sanitize, Time Dry, Quick Dry

12 Options:

Mixed Load Bell, Wrinkle Prevent, Anti-Static, Small Load Care, My Cycle, Adjust Time (Up), Adjust Time (Down), Eco Dry, Sound Off, Child Lock, Smart Care, Drum Light

4 Temperature Settings:

High, Medium, Low, Extra Low

4 Dry Levels:

Very Dry, More Dry, Normal Dry, Damp Dry

Warranty

One (1) Year Parts and Labor

Product Dimensions & Weight (WxHxD)

Dimensions: 27" x 38³/₄" x 32⁷/₁₆"

Weight: 126 lbs

Shipping Dimensions & Weight (WxHxD)

Dimensions: 29³/₈" x 42³/₈" x 33¹/₂"

Weight: 134 lbs

Gas	Model #	UPC Code
Black Stainless Steel	DVG45N5300V	887276256191
White	DVG45N5300W	887276256207

Electric

Black Stainless Steel	DVE45N5300V	887276256160
White	DVE45N5300W	887276256177

Matching Washer

Black Stainless Steel	WF45N5300AV	887276252421
White	WF45N5300AW	887276250953