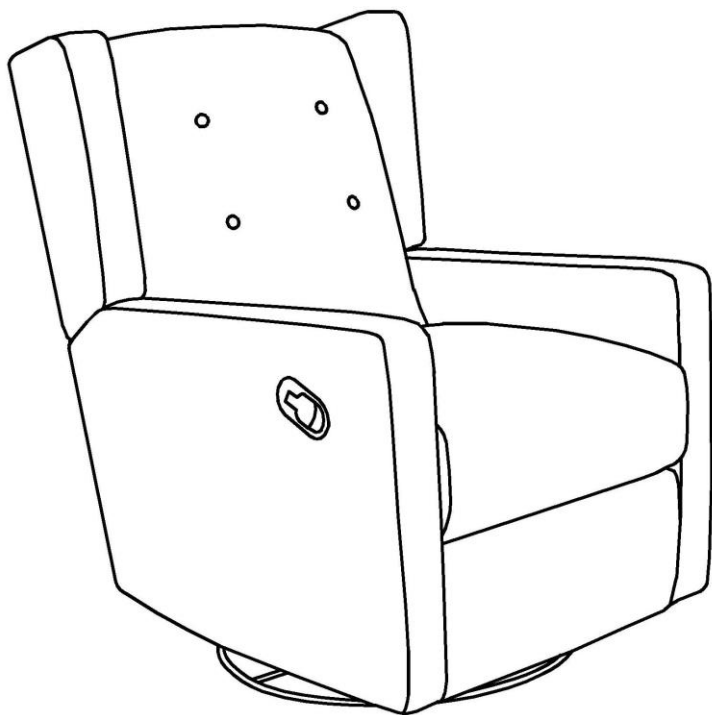


# INSTRUCTION MANUAL

---



## SWIVEL GLIDING RECLINER



**Model No:**

DA6942-GR (GRAY)

DA6942-M (MOCHA)

**UPC CODE:**

0-65857-16830-3 (GRAY)

0-65857-16829-7 (MOCHA)

**NOTE:**

THIS INSTRUCTION BOOKLET  
CONTAINS **IMPORTANT** SAFETY  
INFORMATION. PLEASE READ AND  
KEEP FOR FUTURE REFERENCE.

**Lot number:**

(TAKEN FROM CARTON)

\_\_\_\_\_

**Date of purchase:**

\_\_\_\_ / \_\_\_\_ / \_\_\_\_.

**DO NOT RETURN PRODUCT TO THE STORE.**

If a part is missing or damaged, contact our customer  
service department. We will replace the part  
**FREE** of charge.



Tel #: 1-800-295-1980

E-Mail: [das@dorel.com](mailto:das@dorel.com)

Fax #: 514-353-7819

## CUSTOMER SERVICE

If you are missing parts or have any questions about this product, contact our customer service representative first!



**CALL 1-800-295-1980**

You can also order parts by writing to the address listed below. Please include the product model number, color and a detailed description of the part.

**Customer Service Department No. 413  
12345 Albert-Hudon Boulevard, Suite 100  
Montreal, Quebec  
Canada H1G 3L1**

**E-MAIL: [das@dorel.com](mailto:das@dorel.com)**



## WARNING

**DO NOT** leave children unattended on or beside the recliner.

**DO NOT** use your recliner as a step stool.

**DO NOT** sit on the edge of the seat, armrests or on the backrest as this could make the recliner tip over.

## NOTES

- \* Ensure that all parts and components are located before beginning assemble.
- \* Assemble on soft surfaces to prevent damage to the product finish.
- \* Read all instructions before use of the recliner.
- \* **Do not** use the unit if it is damaged or broken.
- \* Caution: Adult assembly required.
- \* Assembly will require 2 people.
- \* Estimated assembly time: 5 minutes.

## CARE AND CLEANING

Dust regularly with a soft, dry cloth to prevent soil build-up. Keep away from heat to avoid glazing, melting or scorching. Use a professional cleaning service to clean the fabric.

## MAINTENANCE

Check connecting points periodically to ensure none have come loose during use.

## LIMITED WARRANTY

Dorel Asia warrants its product to be free from defects in material and workmanship and agrees to remedy any such defect. This warranty covers 1 year from the date of original purchase. This warranty is valid only upon presentation of proof of purchase. This is solely limited to the repair or replacement of defective furniture components and no assembly labor is included. This warranty does not apply to any product which has been improperly assembled, subjected to misuse or abuse or which has been altered or repaired in any way. Any wearing, tearing or fading of the fabric is not covered under the warranty. This warranty gives you specific legal rights and you may also have other rights which vary from State to State.

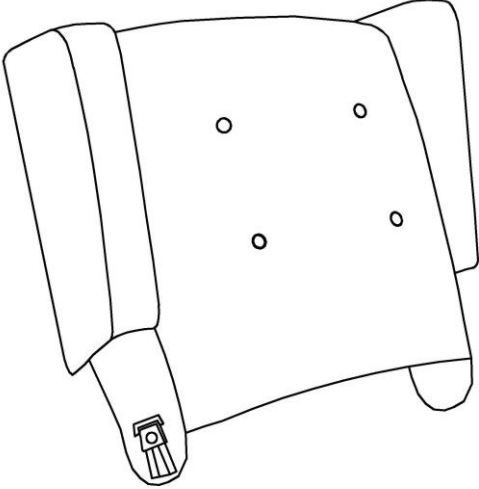
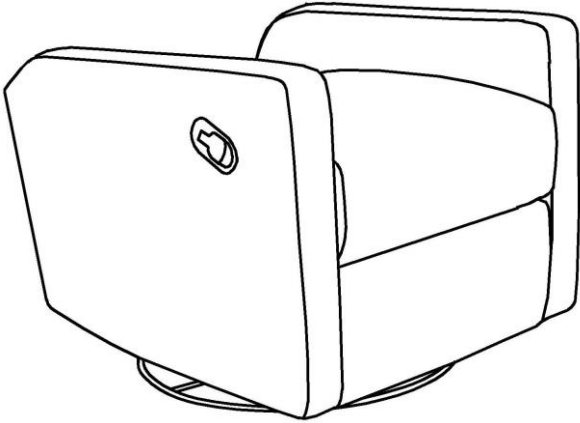


**WARNING: Should this product become damaged, and/or components are broken or missing, DO NOT USE.**

# SWIVEL GLIDING RECLINER

## DA6942-GR / DA6942-M

### PARTS LIST

<div data-bbox="82 338 178 411">A</div> 	<div data-bbox="797 338 893 411">B</div> 
<div data-bbox="303 909 581 947">BACK CUSHION</div> <div data-bbox="402 974 475 1012">1 PC</div>	<div data-bbox="1055 909 1284 947">SEAT FRAME</div> <div data-bbox="1136 974 1209 1012">1 PC</div>

# SWIVEL GLIDING RECLINER

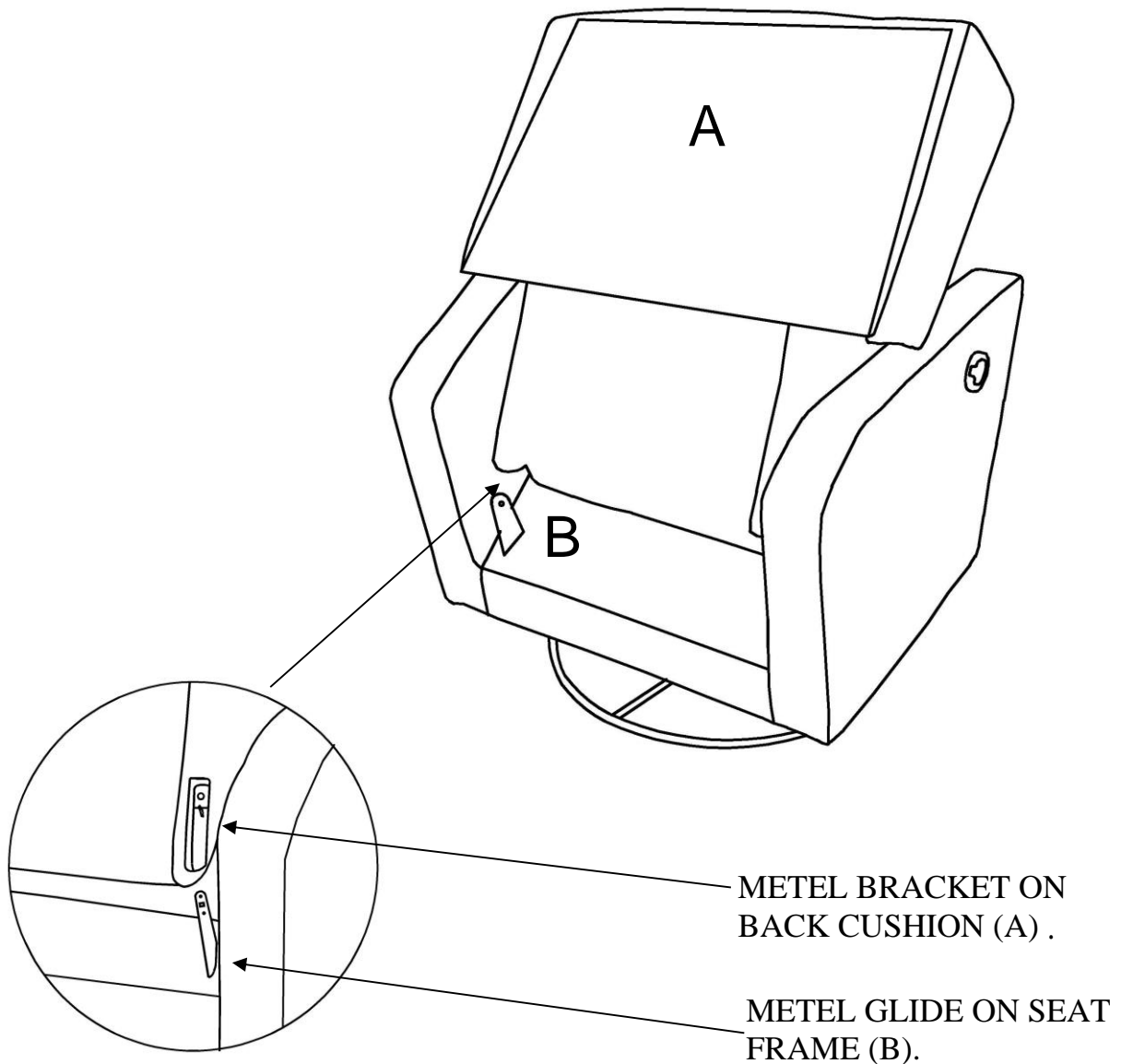
## DA6942-GR / DA6942-M

### STEP 1

With the help of another person, slide the metal brackets on back cushion (A) with the metal glides on seat frame (B).


Lower back cushion (A) onto seat frame (B) until it locks into place.

Place the flap into position using the velcro strips once back cushion (A) has been locked into place.




# SWIVEL GLIDING RECLINER

## DA6942-GR / DA6942-M

 **CAUTION:** This unit is intended for use only with the products and/or maximum weights indicated. Use with other products and/or products heavier than the maximum weights indicated may result in instability or cause possible injury.

Dust regularly with a soft, dry cloth to prevent soil build-up. Keep away from heat to avoid glazing, melting or scorching. Use a professional cleaning service to clean the fabric.



Intended Maximum Weight= 225lbs

That's it! You've finished assembling your recliner.

### **DO NOT RETURN PRODUCT TO THE STORE.**

If a part is missing or damaged, contact our customer service department. We will replace the part **FREE** of charge.



Tel #: 1-800-295-1980  
E-Mail: [das@dorel.com](mailto:das@dorel.com)  
Fax #: 514-353-7819

# Customer Service

PLEASE DO NOT RETURN THIS PRODUCT TO THE STORE

PLEASE CONTACT CUSTOMER SERVICE REPRESENTATIVES AT THE FOLLOWING NUMBERS SHOULD THERE BE ANY MISSING OR DEFECTIVE PART(S).

Customer Service Phone Number 1-800-295-1980	Email: <a href="mailto:das@dorel.com">das@dorel.com</a>
Customer Service Fax Number 514-353-7819	

Request Date:

Name:

Shipping Address:

Street & Number:

City & State:

Zip Code:

Day Time Phone Number:

(including area code)

Date & Place of Purchase:

Part(s) description and quantity: (Please be sure to list model number or SKN number)