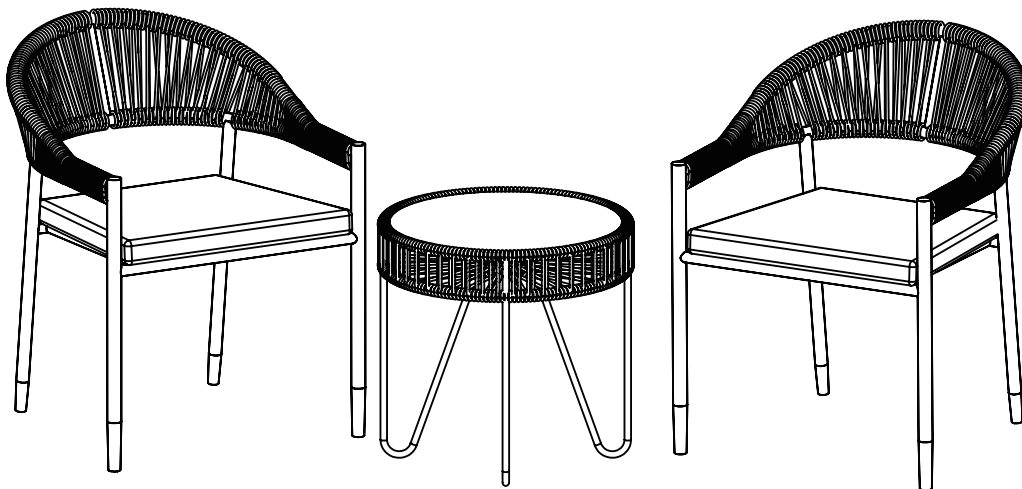


Mendoza 3 piece bistro set
ASSEMBLY INSTRUCTIONS
SC-K-882/3 & SC-K-882/3W



Questions, problems, missing parts with this product? Do not return to your retailer, please call our customer service department 9:00 a.m. to 5:00 p.m. Eastern Standard Time Monday through Friday Phone # 1-800-457-4652 or contact us at www.numarkcustomerservice.com



Care and Maintenance

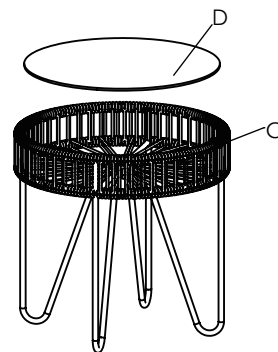
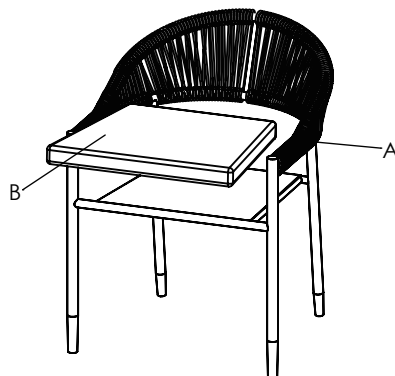
Though its powder-coated finish is rust-resistant, steel is prone to rust over time with exposure to the elements. In case of rust or scratches, lightly sand the affected area and apply touch-up paint. To maintain the finish periodically apply wax with a soft cloth.

Wash frames with a mild solution of soap and water; rinse thoroughly. Do not use bleach or solvents.

Do not store anything on tabletop. Use furniture covers or store indoors during cold or inclement weather.

Parts

A	chair frame	2
B	cushion	2
C	table base	1
D	glass	1



Hardware

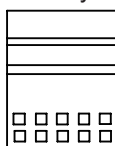
Ea x 1

Glass bumper



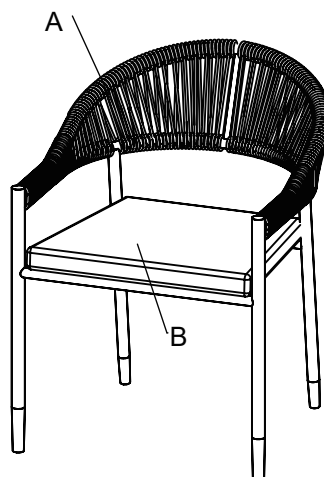
Eb x 1

assembly instructions sheet



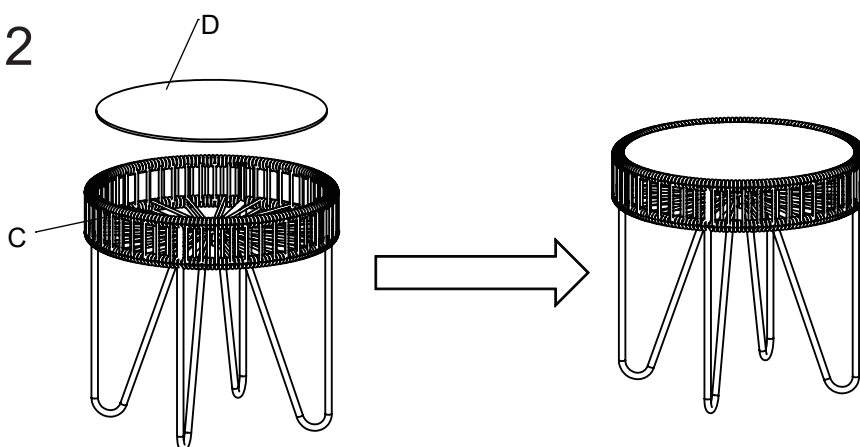
Assembly instruction

1



Put the cushion on the seat .

2



Put the glass on the base.
Now your bistro set is ready for use!