

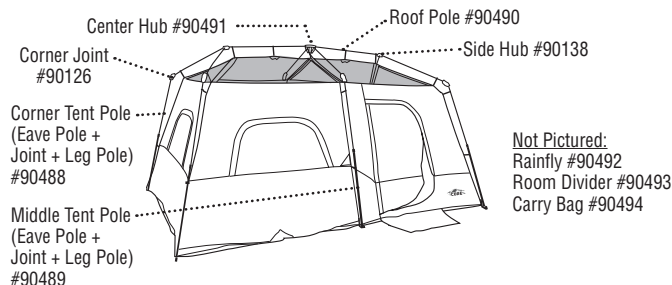
CORE™ 9 PERSON INSTANT CABIN TENT - 14 x 9

Model No. 40008

Two people can easily setup this instant tent in 60 seconds or less. **Scan QR code to view more information.**



Contents & Repair Parts:



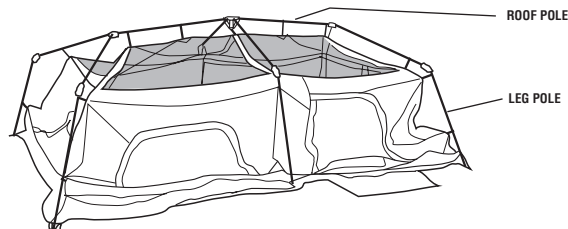
1 Prepare for Setup

- Select a level site clear of rocks, branches, and other hard or sharp objects, to set up your tent.
- Remove all contents from bag.
- Unfold (6) leg poles from the pod shape. Unfold legs again at joints, to lay tent flat. Center will stand up.



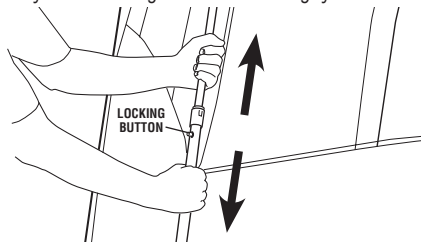
2 Lift Roof Poles

- Grab roof poles and pull straight out to create tent's cabin shape (leg poles will angle at joints to partially stand up).



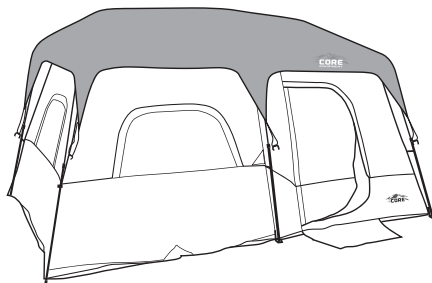
3 Extend Leg Poles

- Extend each of the (6) leg poles until the silver locking buttons "click," and lock the poles into place.
- You can now easily move your tent to its final position before installing the rainfly and securing with stakes and guylines.



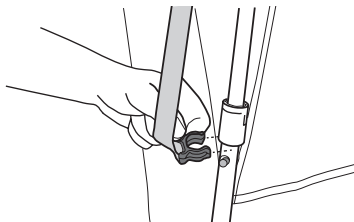
4 Attach Rainfly

- Drape rainfly over tent, placing "Core" logo over door.



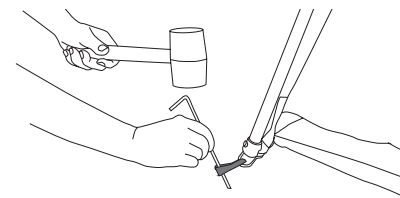
5 Secure Rainfly

- Snap plastic clip attached to strap located at corner of rainfly onto leg pole between top of pole section and silver button. Repeat for remaining leg poles.
- Tighten straps on rainfly to secure.
- Attach (1) hook-and-loop tab on the underside of the rainfly to each pole.



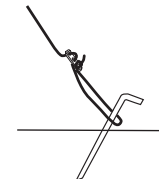
6 Stake Tent

- Drive stakes at a 45° angle through web loop at base of tent to secure to ground.
- Floor of tent should be taut when staked properly.



7 Secure Ground Vents and Guylines

- Locate guylines attached to the rainfly.
- Stake out each guyline at a 45 degree angle.
- Tighten guylines as needed by adjusting the slider up the cord.
- Stake out ground vents on either side of tent (where air intake graphics are).
- Hang room divider by inserting black toggles through the top and bottom fabric loops, located at the center portion of the sides of your tent, as needed.



TAKE DOWN INSTRUCTIONS:

- Remove room divider from inside of tent.
- Remove all stakes from tent and guylines. Store in stake bag.
- Unhook plastic rainfly clips from leg poles.
- Unfasten hook-and-loop tabs on underside of the rainfly from poles.
- Detach the rainfly, and set aside.
- Push the locking buttons and retract the (6) leg poles to closed position.
- Push down on the arm joints so the tent lays flat.
- Fold the (6) poles in half at the arm joints, so they meet in the center.
- Gather folded tent poles and fabric into the center to form a pod.
- Lay pod down and roll tent to remove excess air.
- Store in carry bag with rainfly and bag of stakes.

(continued on other side)

FREQUENTLY ASKED QUESTIONS:

- **Are replacement parts available?** Yes, just call Customer Service at 888-774-5840 for replacement parts. All parts can be replaced.
- **The center of the tent won't stand up.** You may have a broken corner joint. Check all four of the joints (under the fabric sleeves) and call Customer Service if you need a replacement.
- **The poles are not staying extended.** Check that all six silver locking buttons are popped out. Extend pole farther if button is not locked. It will "click" into place.
- **How do I get everything back in the bag?** The trick is to take your time and remove all the air. Use the weight of the poles to roll the tent on the ground and force air out. The tent components fit in the bag, it's the air that doesn't.
- **What is the air intake?** The air intake is a ground vent, designed to help with air flow throughout the tent, keep the tent cooler in warm weather, and prevent condensation. It can be staked shut in colder weather.
- **How to clean the tent?** Clean the tent with a soft sponge, a mild soap and tepid water. Be sure to scrub gently and remove all soap. Let dry in sunlight, which also naturally cleans the tent.
- **What is the wall plug symbol?** That is a port for an electrical cord to access your tent. The electrical cord can be used on a campsite with power or with a generator outside your tent. It closes fully when not in use.
- **Can the tent be used in the rain?** Absolutely. The tent and rainfly have a waterproof treatment, and the seams have been sealed with waterproof tape at the factory.
- **How many seasons is this tent?** This is a three-season tent, recommended for use during spring, summer and fall.
- **What are the dimensions of the tent?** The tent is 14' x 9' x 78" (426 cm x 274 cm x 198 cm).

WARNINGS & CAUTIONS:

⚠ WARNING: KEEP ALL FLAME AND HEAT SOURCES AWAY FROM THIS TENT FABRIC

This tent is made of flame-resistant fabric which meets CPAI-84 specifications. **IT IS NOT FIRE-PROOF.** The fabric will burn if left in continuous contact with any flame source. The application of any foreign substance to the product fabric may render the flame-resistant properties ineffective.

DO NOT use fuel burning devices inside or near tent materials.

DO NOT permit children to light matches, operate burning appliances, or handle any flame sources in or near the tent.

- Do not smoke, use matches, candles or open flames of any kind in or near the tent.
- Do not refuel lanterns, stoves or heaters inside tent.
- Do not cook inside tent.
- Do not store flammable liquids inside tent.

⚠ WARNING: Keep clear of overhead power lines.

- Do not set up your tent under trees because of potential lightning strikes or falling tree limbs in inclement weather.
- For best results in windy conditions, position narrow end of tent into the wind.
- Secure with all stakes and guylines provided to prevent property damage or personal injury.
- Under certain conditions (cold weather, high humidity, etc.) condensation will form on the inside of your tent. Condensation is caused by water vapor from your breath, perspiration, or any wet clothing inside the tent. It is NOT LEAKAGE through the tent fabric. It can be minimized by removing wet clothing from your tent and by providing good ventilation through the tent.
- Never store tent, even for a short period of time, without drying it thoroughly and brushing off caked dirt. Do not pack stakes inside your tent. Use a separate storage bag.
- **STAKES SHOULD BE REMOVED BY PULLING ON THE STAKE ITSELF. NEVER PULL ON THE TENT TO REMOVE STAKE.**
- Do not leave your tent set-up for weeks at a time. Be aware that exposure to ultraviolet rays from the sun can seriously damage material and/or cause it to become discolored.



IMPORTANT:

THE ORIGINAL FIRE RETARDENT AND WATER REPELLENT PROTECTIVE COATINGS MAY BE COMPROMISED IF SPRAYS OR OTHER CHEMICAL TREATMENTS ARE USED ON THE TENT. FABRIC HAS BEEN FACTORY TREATED. IT IS HIGHLY WATER-REPELLANT; HOWEVER, IT IS NOT WATERPROOF. ALL TENTS CAN EXPERIENCE SEAM LEAKAGE DURING WET WEATHER. IF YOU WANT ADDITIONAL MOISTURE PROTECTION, TRY A SEAM SEALING COMPOUND ONLY; STRICTLY FOLLOW THE MANUFACTURER'S DIRECTIONS. IT IS RECOMMENDED THAT YOU SEAL THE TENT DURING THE INITIAL SETUP AS WELL AS PRIOR TO EACH CAMPING SEASON. SEAM SEALER COMPOUNDS CAN BE PURCHASED AT YOUR LOCAL CAMPING PRODUCTS OUTLET. FOR MISSING PARTS CALL 1-888-774-5840.

PLEASE DO NOT RETURN THIS PRODUCT TO THE RETAIL STORE.

1-YEAR LIMITED WARRANTY:

Elevate LLC warrants for a period of 1 year from the original date of purchase, this product against any defects in materials or workmanship. At its discretion, Elevate LLC may provide replacement parts to original purchaser. Original receipt or proof of purchase as well as proof of defect is required. Elevate LLC will not be responsible for shipping costs incurred outside the continental USA. Warranty is valid for the original purchaser one year from the date of purchase and is not transferable. This Warranty does not cover any product purchased through non authorized dealers and/or online auction websites.

This Warranty Does Not Cover:

This 1-Year Limited Warranty does NOT cover normal wear and tear, abuse or misuse of this product including damage from inclement weather conditions, such as wind, rain, or hail. In case of inclement weather remove all valuables and persons and seek appropriate shelter. Under no circumstances will Elevate LLC be liable or responsible for any incidental or consequential damages.

This product is designed and intended for Recreational use only. Prolonged exposure to UV rays will cause any fabric to fade and deteriorate and is NOT covered by this 1-Year Limited Warranty.

All replacement products or parts will assume the remaining warranty of the original product. This warranty gives you specific legal rights. You may also have other rights which vary from state to state.

To Obtain Warranty Service

Call Toll Free 1-888-774-5840 for warranty service, repair parts, or product questions. Mon-Fri, 8:00 a.m. – 5:00 p.m. Central Time.

NOTICE: DO NOT RETURN PRODUCT TO RETAIL STORE.

Elevate LLC
Overland Park, KS 66221

Made in Bangladesh • Printed in Bangladesh