


**HICFM****OWNER'S MANUAL****12" HIGH-VELOCITY WALL FAN**

ITEM NO.: FAN-W12A

120V / 60Hz 0.55A

**READ & SAVE THESE INSTRUCTIONS**

Questions, problems, missing parts? Before returning the product,

please e-mail our customer service by

**hicfm@outlook.com****READ AND SAVE THESE INSTRUCTIONS**

To prevent serious injury or property damage, read and understand owner's manual before operating.

**SAFETY INFORMATION****WARNING**

1. Unplug the fan before moving it or performing maintenance. Don't operate the fan when your hands are wet.
2. Do not disassemble, repair or rebuild the fan.
3. Unplug the fan when it is not in use.
4. Do not unplug the fan by holding the cable cord. Unplug by holding the plug.
5. DO NOT use the fan when there is damage to the cable cord or plug. If the supply cord is damaged, it has to be replaced by the manufacturer, its service agent or similarly qualified persons.
6. To Reduce The Risk Of Fire, Electric Shock Or Injury To Persons, Do Not Use Replacement Parts That Have Not Been Recommended By The Manufacturer (e.g. Parts Made At Home Using A 3D Printer).
7. Do not use the fan close to fires.
8. Do not insert your hand or other objects into the guard or near movable parts.
9. To reduce the risk of fire or electric shock, do not use this fan with any solid-state speed control device.
10. DO NOT use this fan outdoors, this fan is designed for indoor use only.
11. To Reduce The Risk Of Fire Or Electric Shock Do Not Use With An Extension Cord.

**CAUTION**

1. Unplug the fan from the socket and clean it with a soft cloth.
2. DO NOT immerse the fan.
3. Fit the guard onto fan before starting up the fan.
4. This fan is not intended for use by people (including children) with reduced physical, sensory or mental capabilities or lack of experience and knowledge unless they have been given supervision or instruction concerning use of the fan by a person responsible for their safety. Supervise children to ensure they do not play with the fan.

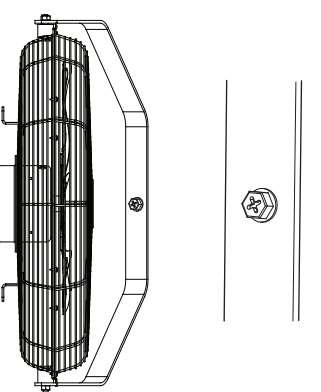
**TECHNICAL SPECIFICATIONS**

ITEM NO.	MODEL NO.	SIZE	VOLTE/Hz	CURRENT(A)	RPM	CFM
FAN-W12A	SFE-300W	12"	120V/60Hz	0.55A	1550	2530

1

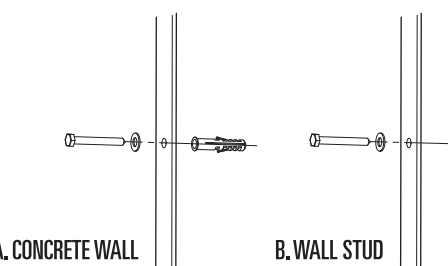
**ASSEMBLY INSTRUCTION**

1. Mark the desired hole location by using the wall bracket, and then drill hole.



2. For concrete wall installation, after drilling, insert the wall anchor and tap them flush with the wall, position the bracket and then screw the bolt into the anchor, securely attaching to the wall.

3. For wall stud installation, after drilling the smaller diameter pilot hole, position the bracket and screw the bolt into the wall until they are secured.



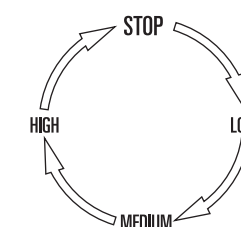
**CAUTION:THE FAN IS ONLY SUITABLE FOR CONCRETE WALL AND WALL STUD.DO NOT USE FOR DRY WALL MOUNTING.USE THE MOUNTING ACCESSORIES SHIPPED WITH PRODUCTS FOR WALL MOUNTING.**

2

**OPERATION INSTRUCTION**

1. Adjust the desired speed by pull chain switch with 3 speeds control.

0 - stop 1 - low 2 - medium 3 - high



2. Tilt or down the fan head for changing air flow direction.

**CARE AND MAINTENANCE**

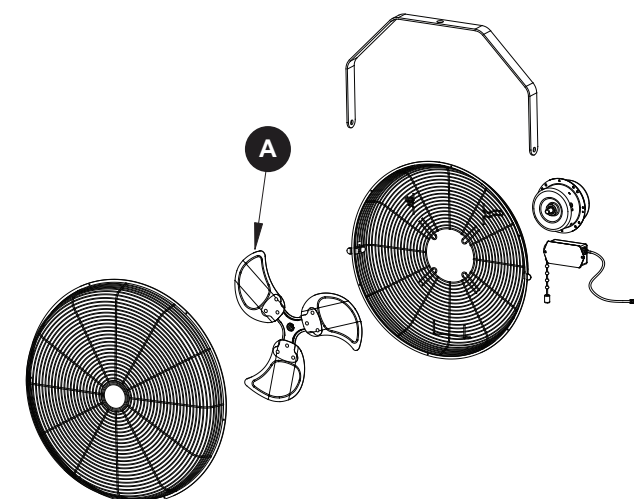
Unplug the appliance before cleaning. Don't use any water for cleaning metal surfaces. Slightly moisten a cloth and then wipe off the surfaces of the fan. In order to remove dust from the grill, use a vacuum cleaner or remove the front grill by removing the securing screws on the edge of the grill. After cleaning, remount the grill. After doing this, fasten the screws on the edge of the grill.

3

**1-YEAR LIMITED WARRANTY**

The manufacturer warrants this product to be free from manufacturing defects in the material and workmanship under normal use for a period of one year after the date of purchase by the original purchaser.

This warranty does not cover transit damages. This warranty does not apply to damages from accident, misuse, alteration of any kind to the fan or where the connected voltage is more than above the nameplate voltage. This warranty does not apply to the finish on any portion of the product. Servicing performed by unauthorized persons shall render the warranty invalid. The warranty is not responsible for damages of any kind, including accident and consequential damages. Some states do not allow the exclusion or limitation of the incidental or consequential damages, so the above exclusion or limitation may not apply to you. This warranty gives you specific legal rights, and you may also have other rights which vary from state to state.

**REPLACEMENT PARTS LIST**

SIZE	PART	DESCRIPTION	PART #
12"	A	Blade	SFE-300W

4