



Congratulations on the purchase of your new Prince table tennis table.
Our products are designed and manufactured to give you years of game playing enjoyment.

- ▶ *KEEP BOX AND PACKING MATERIAL UNTIL TABLE HAS BEEN COMPLETELY ASSEMBLED.*
- ▶ *ALL DAMAGE MUST BE REPORTED TO DMI WITHIN TEN DAYS OF RECEIPT.*
- ▶ *If you have any problems with your new product*

PLEASE DO NOT RETURN IT TO THE STORE.

Please contact us:

1.800.399.4402

FAX: 215.283.9573

Please have your model number when inquiring about parts.

Or write to:

DMI Sports Customer Service
1300 Virginia Drive, Suite 401
Fort Washington PA, 19034

Please visit our web site at:

www.dmisports.com

When contacting DMI Sports, please provide your model number and
item number (if applicable) if requesting a replacement part.

Item numbers can be found inside this owner's manual.

Your model number is: PT1510



prince[®]

ASSEMBLY INSTRUCTIONS

TRAVELER[™] PT1510

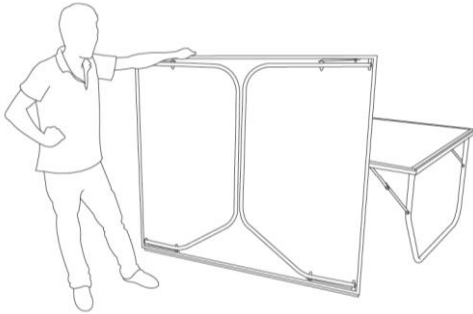
TABLE TENNIS TABLE



**GOOD NEWS! THIS TABLE REQUIRES NO ASSEMBLY.
PLEASE FAMILIARIZE YOURSELF WITH THE HANDLING
AND MAINTENANCE INSTRUCTIONS BEFORE USE.**

HANDLING INSTRUCTIONS

We recommend that at least one ADULT open and close each table half when initially removing the table from the carton and when moving table to and from storage.

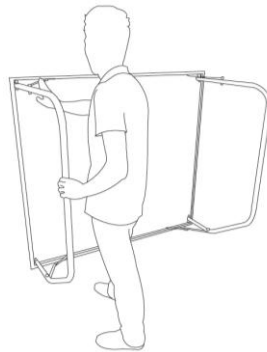


SCAN FOR VIDEO
DEMONSTRATION

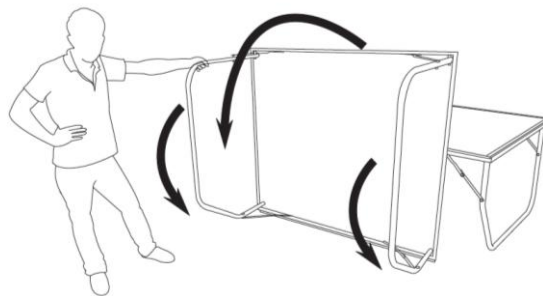
OR VISIT

www.dmisports.com/instructionvideos/pt1510

- 1) **Folding and unfolding table:** Each leg is locked in the open position with two folding leg braces. Be sure that each leg brace is locked in its fully extended position before use of table.



- 2) **Locking all leg braces:** Once leg braces are locked at each leg corner the table half is ready to roll forward for play. Note that the table halves are designed to roll upright on the angled side of the bow legs.



- 3) **Attaching net and posts:** With table halves in position and touching each other the posts and net can now be attached. Remember to remove the net and posts before rolling table halves forward for storage.



The inside edge of each table half has been designed with wheels to make the table easily portable.

These wheels also protect the table edge from scuffing when table is being opened and closed.
 To ensure wheels work as intended the table should be opened and closed on a flat surface.
 Wheels should be periodically cleaned and oiled to ensure optimal performance.

MAINTENANCE INSTRUCTIONS

For cleaning use a soft damp (not wet) cloth only.

DO NOT USE ANY CHEMICALS OR ABRASIVE OR CLEANING PRODUCTS on the playing surface.

All moving parts must be periodically oiled including the pivot points. This will insure ease of use and safety of your table. Lubricate once or twice per year or when folding and unfolding action is not smooth.





This table must be stored indoors to avoid damage to the surface. Dampness and temperature changes can cause wood play surface to warp, swell or blister.

This table is for INDOOR USE only.



1. **Handling the table, (assembly, open, close, or to store) should always be done by at least one adult to prevent accident or injury.**
2. Be sure that no persons, pets or objects are in the way of the table when opening or closing.
3. Do not put heavy objects on the table.
4. Do not sit on the table.
5. Do not clean the table with solvents or any other aggressive product because it could damage the paint finish.
6. Do not use sharp objects on the table.
7. If the table is used for purposes other than playing table tennis, cover the surface to prevent damage.
8. The functioning and storage of this product should always be handled or supervised by an adult.
9. Do not store or handle the table on an unstable floor surface.
10. To extend the life of this table protect it from moisture or severe climate changes.

REPLACEMENT PARTS

P1	P2	P3	P4
(PRE-INSTALLED)	(PRE-INSTALLED)	(PRE-INSTALLED)	
			
Locking Leg Brace	Wheel Assembly	Apron Corners Caps	Net and Post set

Please visit <http://www.dmisports.com/table-tennis/> for information on the full line of Prince table tennis accessories.

DMI Sports, Inc., Fort Washington, PA USA

www.dmisports.com

800.399.4402