

whirl balanceSCOOTER

steady as we grow™

We at Prince Lionheart want to make sure your child has a safe and enjoyable experience with their new whirl balance SCOOTER. As with all ride-on toys, please use caution to avoid injuries.

Safety Information

- The Prince Lionheart whirl balance SCOOTER is a toy, and is not meant for use on public streets, or in areas with traffic, steep hills, cliffs or major obstacles.
- Children should only use the Prince Lionheart whirl balance SCOOTER under adult supervision.
- The Prince Lionheart whirl balance SCOOTER should not be used as an aid or support for walking.
- Your child should always wear a helmet when riding the Prince Lionheart whirl balance SCOOTER.
- Explain to your child how to turn and stop the Prince Lionheart whirl balance SCOOTER by using his/her feet.
- Please examine the Prince Lionheart whirl balance SCOOTER before each use to make sure that all screws and bolts are tight. Regular maintenance will enhance safety and extend the life of your Prince Lionheart whirl balance SCOOTER.
- Tire pressure should be maintained at 25 psi.
- Not recommended for children of over 70 lbs (35 kg).

Limited Warranty

WARRANTY COVERAGE: Each Prince Lionheart whirl balance SCOOTER is guaranteed to be free from manufacturing and material defects for a period of one year from the date of purchase. **SAVE YOUR ORIGINAL RECEIPT TO VALIDATE START OF WARRANTY PERIOD.**



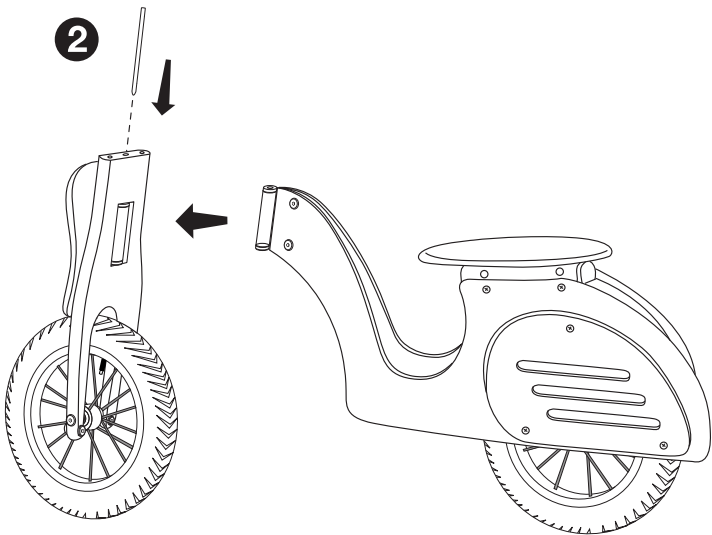
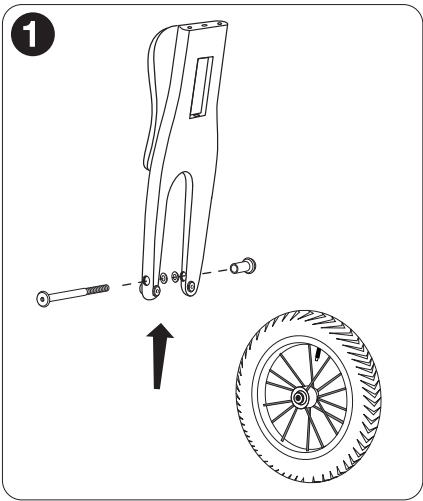
SERVICE: If this whirl balance SCOOTER becomes damaged or malfunctions, do not continue to use it or attempt to repair it, and contact us at customerservice@princelionheart.com.

LIMITATIONS: Prince Lionheart’s warranty does not cover loss or damage caused by misuse, neglect, disassembly, or improper care. This warranty is in addition to and does not affect your legal statutory rights. Please direct all customer enquiries and warranty claims to our mailing address or email customerservice@princelionheart.com. Outbound warranty shipments from Prince Lionheart will be returned as directed, and will be prepaid as a service to our customers.

Assembly and Maintenance

See diagrams for assembly. To change seat height, follow step 4..To clean - Wipe down with wet cloth. Do NOT use chemicals. Keep dry.
Contents: Make sure all contents are present before beginning assembly.

- 1 Wooden scooter frame and seat
- 1 Handlebar
- 1 Fork
- 2 Wheels
- 2 4mm Allen Wrenches
- 2 Screws (Handlebar)
- 1 Bolts, 1 nut
- 2 Plastic washers
- 1 Metal Pin



PRINCE LIONHEART®

Prince Lionheart, Inc.
2421 S. Westgate Road
Santa Maria, CA 93455
U.S.A.

Prince Lionheart UK Ltd.
4 Perivale Park
Horsenden Lane South
Middlesex UB6 7RL, England

