

Use and Care Guide

Moore Haven Woven Club Chair-Rust Color

Product Code: D71 M20340

KSN: 0-08752129-0

UPC Code: 0-5087452517-8

Date of Purchase: ____/____/____

Thank you for your purchase

Thank you for your purchase!

We are pleased that you have chosen Sears for your outdoor furniture purchase. We hope that you enjoy the unmatched quality, comfort, and style of your new patio set. Every piece is meticulously considered all the way down to the smallest details, exclusively for you, by our world class design team. We know you have a choice when it comes to your patio furniture needs, so from our team to yours, thank you for letting us be a part of your outdoors.

Table of Contents

Table of Contents.....	2
Safety Information.....	3
Set Up Your Furniture Properly.....	3
Examine Your Furniture.....	3
Warranty.....	3
What is Covered.....	3
What is Not Covered.....	3
Care and Maintenance.....	5
Pre-Assembly.....	6
Planning Assembly.....	6
Hardware Included.....	6
Observe Weight Limits.....	6
Package Contents.....	7
Assembly Instructions	
Deep Seating	8
Customer Service.....	11

Safety Information

SET UP YOUR FURNITURE PROPERLY

Ensure that all parts are assembled properly and fully tightened as per the instructions. When placing in the desired location, ensure that all legs are resting on the same surface. You may adjust the footcaps as required to ensure that the item stands in a rigid position.

EXAMINE YOUR FURNITURE

Examine occasionally to ensure that there are no loose parts. If loose parts are found, they must be retightened fully before additional use.

Warranty

WHAT IS COVERED

We warrant the frame to be free of manufacturing defects to the original purchaser for one year and the tabletop for one year.

WHAT IS NOT COVERED

It remains the customer's responsibility for freight and packaging charges to and from our service center. This warranty does not cover commercial use, acts of nature, fire, freezing, and abusive use. Discoloration or fading of the finish or fabrics as a result of chemicals or spills is not covered. Glass tabletop breakage and corrosion or rusting of hardware are not covered. In addition, purchased parts are not covered under this warranty. Proof of purchase (dated register receipt) is required for warranty claims. We reserve the right to make substitutions with similar merchandise, if the model is no longer in production. Warranty is to the original purchaser and is not transferable. As some states do not allow exclusions or limitations on an implied warranty, the above exclusions and limitations may not apply. This warranty gives you specific rights, and you may also have other rights, which vary from state to state.

LIMITED WARRANTY

- **Frames.** Frame construction is warranted against defects in material and workmanship for one year from purchase date. Damage to frames or welds resulting from improper assembly or exposure to water and/or sub-freezing temperatures is not covered.
- **Finishes.** Paint finishes are warranted against peeling, cracking and blistering for one year from purchase date provided the unit has not been scratched or abraded. Chips and scratches resulting from normal wear and tear are not covered.
- **Fabrics.** Fabric and cushions (if applicable) are warranted against separation at the seams for one year from purchase date. Fading and/or discoloration resulting from exposure to the elements, oils, spills, fluids, chemicals, or any other cause is not covered.

Warranty

LIMITED WARRANTY - Continued

- Straps and/or wicker. Straps and/or wicker weave (if applicable) are warranted against separation and tearing for one year from purchase date. Fading and/or discoloration resulting from exposure to the elements, oils, spills, fluids, chemicals, or any other cause is not covered.
- Umbrellas. Umbrellas (if applicable) are warranted against defects in material and workmanship only for one year from purchase date. Umbrella bases (if applicable) are not covered under any circumstance.
- Table tops. Natural stone tabletops only are warranted against defects in materials or workmanship only for one year from purchase date. All other table tops (including without limitation glass and faux stone) are not covered under any circumstances.

Warranty limitations: This warranty is subject to the limitations set forth above. In addition, this warranty is made to the original purchaser only, and is effective only when item(s) is purchased from one of our authorized dealers. This warranty is not transferable. For warranty replacements based on warranty claims submitted within the first year of purchase, we will pay shipping and handling charges within the continental North America. After the first year, shipping and handling charges are your responsibility. We will not be responsible for charges associated with shipments outside the continental North America at any time or for any reason.

Warranty exclusions: This warranty is subject to the exclusions as set forth above. In addition, the following are excluded from coverage under this warranty: any item used for commercial, contract or any other non-residential purpose; clearance items, display models or items purchased "as is"; freight damage; items subject to misuse, abuse, neglect or lack of proper care and maintenance (including without limitation as provided in any "care and maintenance guide"); normal wear and tear; damage caused by acts of nature, acts of force majeure, vandalism, fire or other casualty, or improper assembly; hardware against corrosion or rusting; purchased or replacement parts; and all plastic parts. Also excluded are loss of use or time; inconvenience; money; travel; packaging; or incidental, special or consequential damages of any kind. Replacement of defective items as provided herein shall constitute your sole and exclusive remedy for items which are not as warranted. In no event shall our responsibility exceed the purchase price of the items found to be other than as warranted. This warranty is the exclusive statement of your rights with respect to the defects in the items you have purchased and supersedes any other express warranty or statement, written or oral, made in connection with the purchase and sale of such items. When used herein, the term "item" when used in the singular, refers to the specific item found to be defective, and not to the entire set of which the item is a part.

Some states do not allow exclusion or limitation of incidental or consequential damages, so that limitation above may not apply to you. This warranty gives you specific legal rights, and you may also have other rights which vary from state to state.

Care and Maintenance

FRAMES

Cleaning - Use mild soap and warm water. Do not use abrasive materials, cleansers or bleach products. Rinse with clean water and dry thoroughly.

Maintenance - Periodically clean and dry thoroughly. Be sure to drain any water accumulated inside the frames. To thoroughly drain frames, remove foot caps and tilt the frames, if necessary, to remove all water. This is critical. Water allowed to accumulate inside the frames and then exposed to sub-freezing temperatures can cause damage to the frame tubing. Such damage is not covered under warranty. Always clean, drain and dry thoroughly before storing for the winter. For best results, always store or cover your furniture when not in use. We recommend commercially available outdoor furniture covers. Any small nicks or scratches can be covered with a light application of touch-up paint.

****** When cleaning or moving large or heavy items, always have two people work together. Never drag furniture.

FABRIC

Cleaning - Wipe minor spills immediately. Clean with mild soap, warm clean water and soft cloth. Do not use abrasive materials, cleansers or bleach products. Although fabric has been treated to resist stains, occasional use of commercially available fabric cleaners may be necessary. Follow manufacturer's instructions.

Maintenance - The best way to maintain the beauty of cushions and slings is to store them in a dry area and out of the elements when not in use or cover with commercially available outdoor furniture covers.

SPECIAL WARNINGS!!!

UMBRELLA USAGE WARNING!

Place the umbrella through the opening and into an umbrella stand weighing 20-50lbs or 9-22kgs. If your table is 72" or 182 cm or larger, we recommend a weight of at least 50 lbs or 22 kgs or more. NEVER USE AN UMBRELLA WITH A TABLE WITHOUT USING AN UMBRELLA BASE OR RING AS DESCRIBED ABOVE. ALWAYS REMOVE YOUR UMBRELLA FROM THE TABLE WHEN NOT IN USE. NEVER USE AN UMBRELLA DURING STORMS OR WINDY CONDITIONS.

Pre-Assembly

PLANNING ASSEMBLY

To prevent damage, place all parts on a soft surface during assembly. Remove all protective materials before beginning assembly. It takes about 45 minutes for two people to complete all the assembly.

OBSERVE WEIGHT LIMITS

The recommended weight limits for the following products are listed below:

- Deep Seating : 300lbs

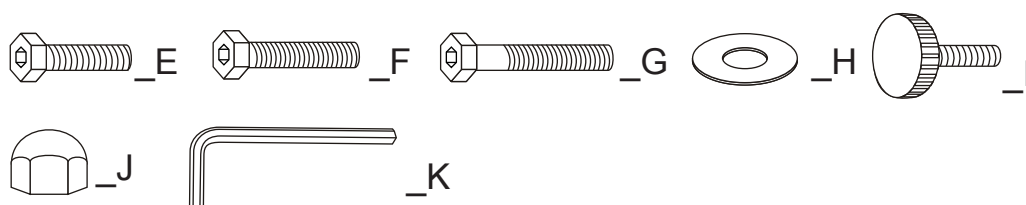


CAUTION: If you overload your furniture, injuries can occur.

HARDWARE INCLUDED



NOTED: Hardware not shown to actual size.

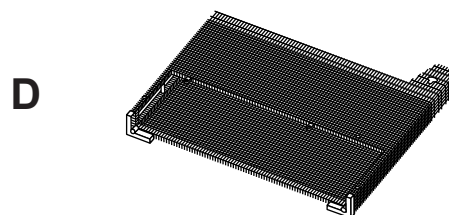
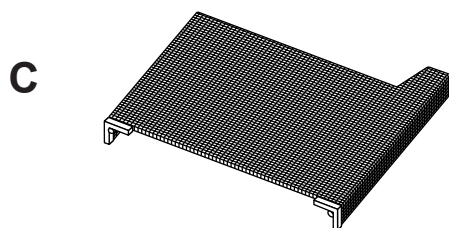
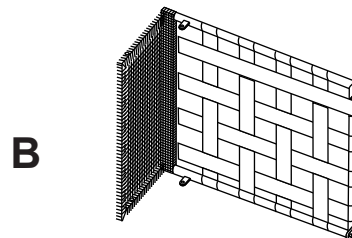
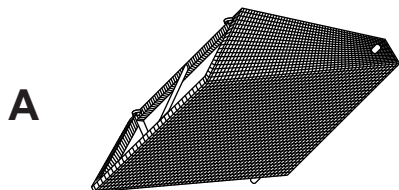


Part	Description	Order Part	QTY.
E	1/4" X 28 MM BOLT	HW0808	4
F	1/4" X 40 MM BOLT	HW0812	2
G	1/4" X 45 MM BOLT	HW0805	4
H	Ø6.5 X 1.0 MM WASHER	HW0004	10
I	FOOT CAP <i>FACTORY ASSEMBLY</i>	FC0030	4
J	BOLT COVER	HW0105	4

Part	Description	Order Part	QTY.
K	HEX BOLT DRIVER	HW0006	1

Pre-Assembly(continued)

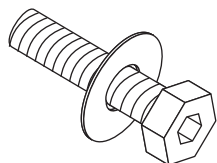
Package Contents



PART	DESCRIPTION	QUANTITY
A	BACK FRAME	1
B	SEAT FRAME	1
C	RIGHT LEG	1
D	LEFT LEG	1



Safety Information

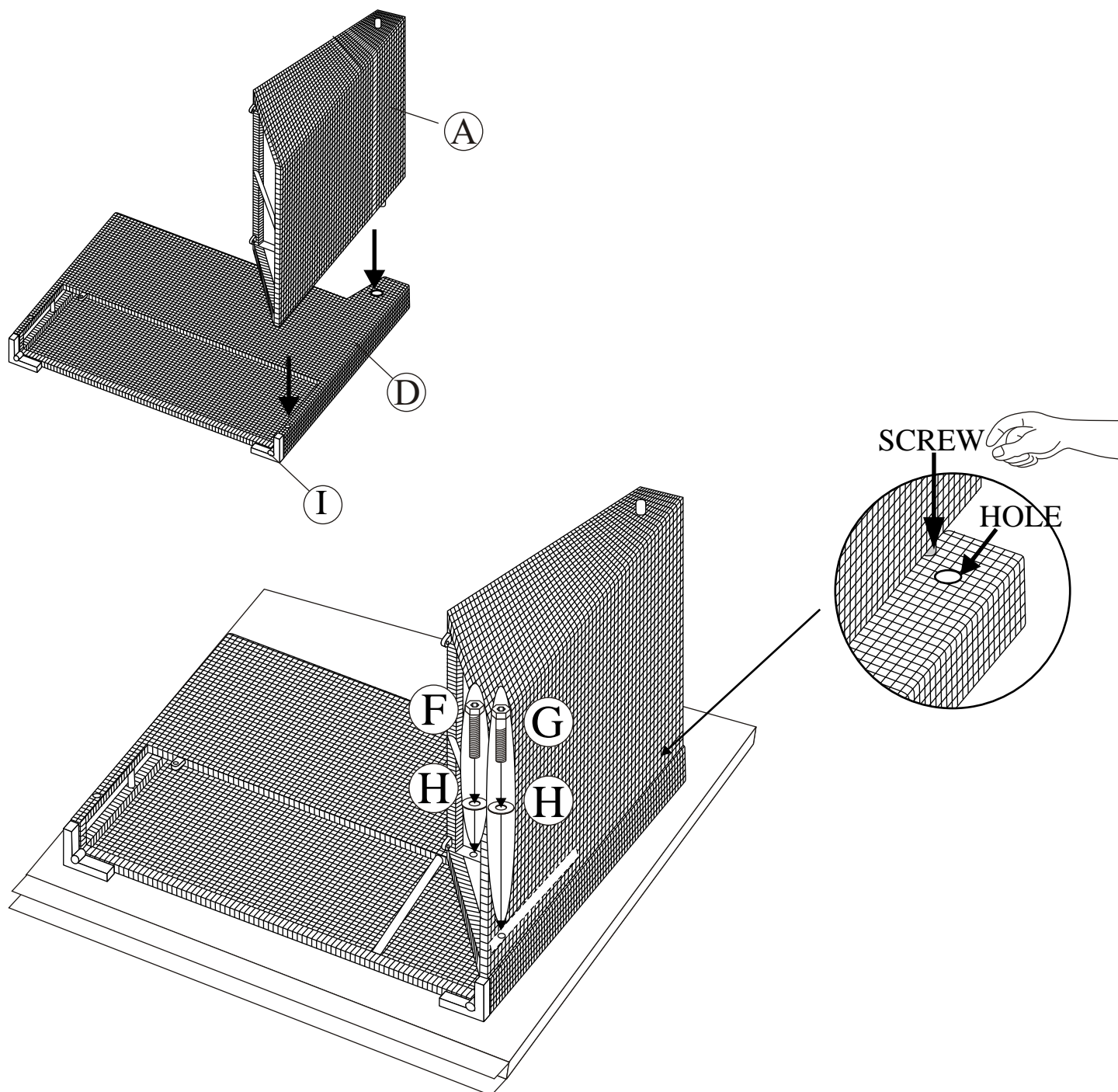


1. EVERY BOLT NEEDS TO BE USED WITH A WASHER.
2. DO NOT FULLY TIGHTEN BOLTS UNTIL INDICATED IN STEP 3.

Assembly Instructions

1 Attach back frame to the left leg.

- Attached the back frame screw into the left leg hole.
Add two bolts(F & G) and washer(H) to the left leg.
Use the hex bolt driver(K) to tighten all bolts.



Assembly Instructions

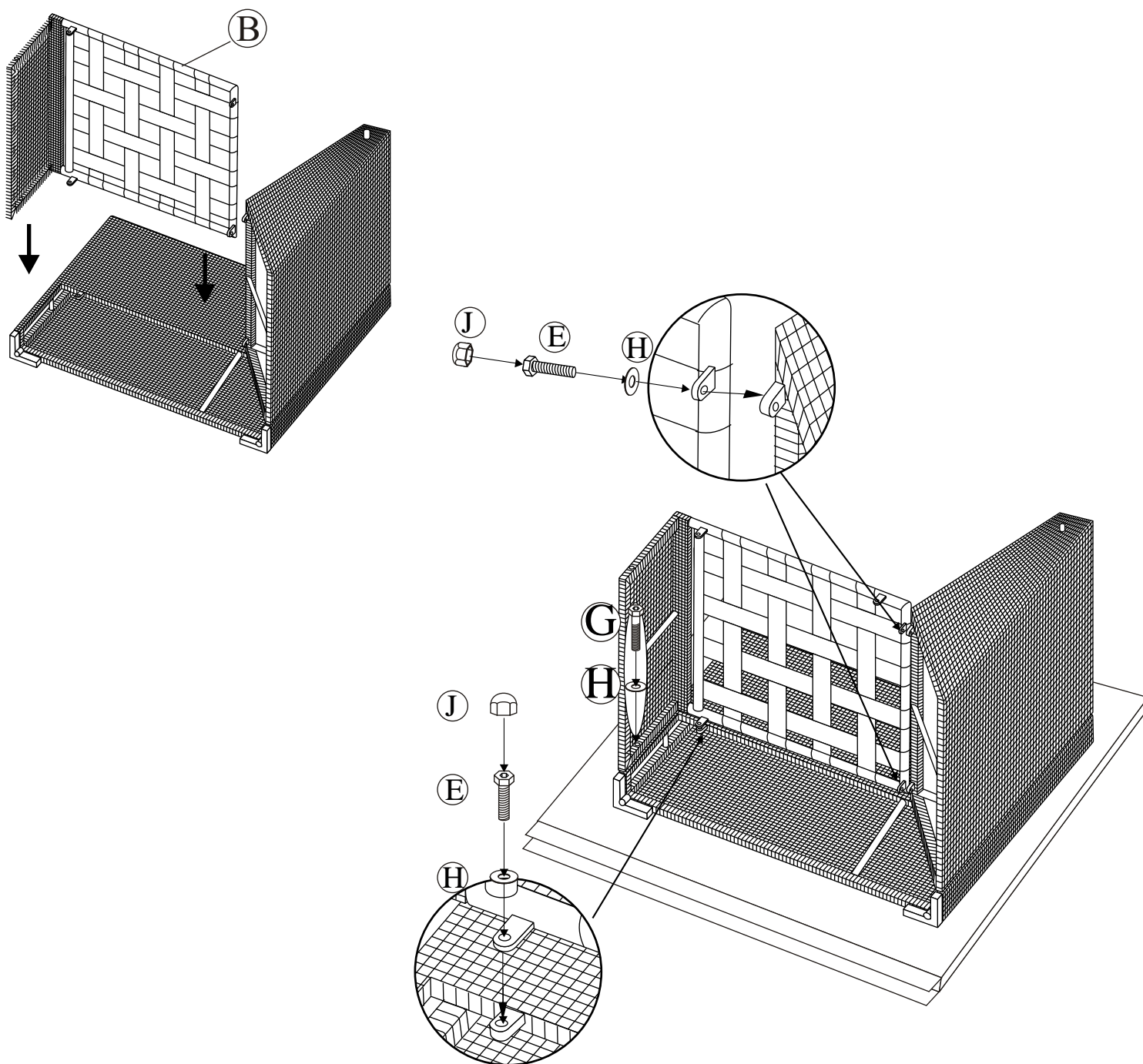
2 Attach the seat frame.

- For the seat frame(B), add a washer(H) to bolt(E) and insert a bolt through the hole in the back frame.

Repeat procedure for two remaining holes in left leg.

Add a bolt(G) and washer(H) to the left leg.

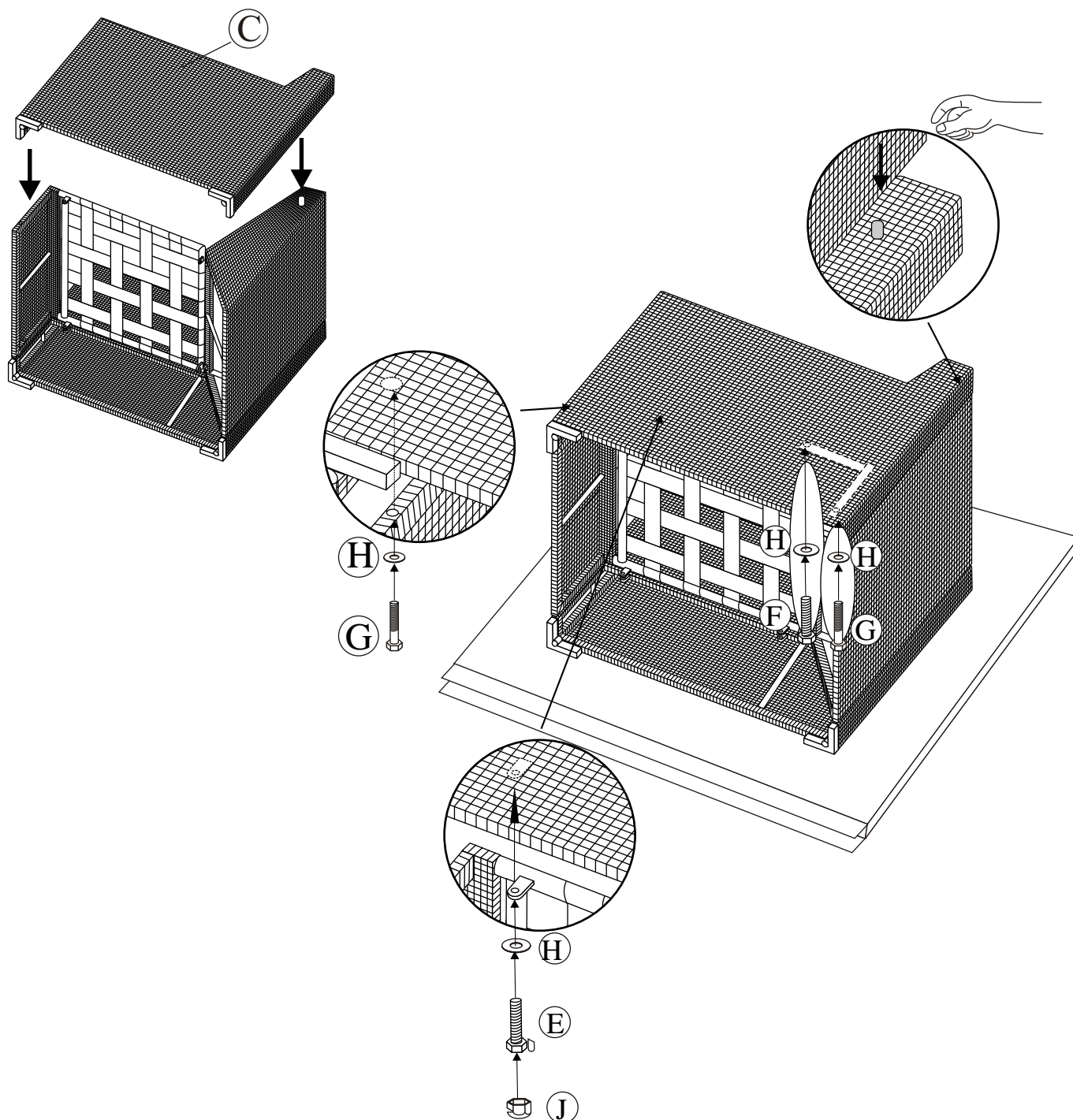
Use the hex bolt driver(K) to tighten all bolts.



Assembly Instructions

3 Attach the right leg.

- Follow step 1 and step 2 to complete the assembly.
Use the hex bolt driver(K) to tighten all bolts.
Cover all bolts with covers.





CUSTOMER SERVICE DEPT: 1337 TAYLOR FARM ROAD,
SUITE 100, VIRGINIA BEACH, VA 23453-3142
FAX: (757) 368-0576
CUSTOMER SERVICE NOT LINE: 1-800-416-3511
SERVICE HOUSE: MONDAY-FRIDAY 9:00AM-5:00PM (EASTERN TIME)
E-MAIL: customerservice@va-cs.com

sears

Please refer to part numbers when reordering

For questions or comments about product:

Email: www.agio-usa.com or Call toll-free: 1-800-416-3511

Made in / Hech en CHINA

Distributed by Sears, Roebuck and Co., Hoffman Estates, IL 60179

sears.com

See our extensive assortment of outdoor living products
on-line at www.sears.com and www.kmart.com