



2014 Consumer Replacement Tire Guide, Limited Warranty & Registration Booklet

For Cooper, Mastercraft, Starfire & Roadmaster Tires

SAFETY WARNING: Disregarding any of the safety precautions and instructions contained in this booklet may result in tire failure or explosion causing serious personal injury or death.

For tire care reminders, please visit our website at www.us.coopertire.com.

THIS BOOKLET IS VALUABLE and must be presented with your proof of purchase for all replacement tire warranty service. This replacement tire warranty applies to the original purchaser and is not transferable.





COOPERTIRES® Passenger & Light Truck Tire Limited Warranty

ELIGIBILITY

This warranty applies to the original purchaser of a replacement Cooper passenger or light truck tire and is not transferable. Eligible tires must be purchased new and used on the vehicle which they were originally installed. Proof of purchase is required for all warranty claims. Additionally, they must be the size, load index, and speed rating equivalent or greater than that specified by the vehicle manufacturer. This warranty applies to the 48 contiguous continental United States, District of Columbia and Canada. For warranty exclusions see "WHAT ISN'T COVERED".

STANDARD COVERAGE

If your replacement Cooper branded radial tire becomes unserviceable as a result of an eligible adjustable condition during the first 2/32" (1.6mm) of tread wear, it will be replaced with an equivalent new Cooper tire, FREE OF CHARGE, including mounting and balancing. When the tread is worn more than 2/32" (1.6mm), a replacement charge will be required in order to obtain a replacement tire. You must present proof of purchase and be the original owner when requesting a replacement for your tire.

The replacement charge will be determined by multiplying the dealer's current selling price by the percentage of original tread depth worn from the tire. You must pay for mounting, balancing, and any other additional charges, such as taxes or the acceptance of a higher priced replacement tire.

EXTRA COVERAGE FOR PREMIUM TIRES

The following No-Charge Warranty covers eligible adjustable conditions only, and should not be confused with the prorated Tread Wear Protection covered in the next section. If your replacement Cooper CS4 Touring, Discoverer CTS, or Zeon (all models) radial tire becomes unserviceable as a result of an eligible adjustable condition during its usable tread life, it will be replaced with an equivalent new Cooper tire FREE OF CHARGE, including mounting and balancing. You must present this warranty booklet, proof of purchase, and be the original owner when requesting a replacement for your tire.

45-DAY ROAD TEST

The following 45-Day Road Test Warranty covers eligible adjustable conditions only. If you are not satisfied with your replacement Cooper Zeon RS3-A, Zeon RS3-S, Zeon XST[®], Zeon ZPT, CS4 Touring, Discoverer CTS, or GFE, radial tire for any reason, other than the conditions that are listed in the "What Isn't Covered" section, you may return them to your original dealer within 45 days of purchase for a FREE OF CHARGE Cooper brand replacement only, including mounting and balancing. You must present this warranty booklet, proof of purchase, and be the original owner when requesting a replacement or refund.

TREAD WEAR PROTECTION

The following Tread Wear Warranty is a prorated warranty (there is no free replacement period) based on mileage received, and is separate from the Standard Coverage & Extra Coverage Warranties just covered. No manufacturer or dealer can guarantee you a certain number of miles from a given tire. Driving habits, driving conditions, tire and vehicle maintenance all play a part in the tread life of a tire and all differ with each purchaser. The following replacement Cooper radial tires only are warranted against tread wear out prior to the applicable indicated mileage:

Tire	Miles/Km Warranted	Tire	Miles/Km Warranted
CS4 Touring (T rated)	80,000 miles (130,000 km)	Discoverer H/T3	50,000 miles (80,000 km)
Discoverer CTS (T/H rated)	65,000 miles (105,000 km)	Cobra G/T	50,000 miles (80,000 km)
Lifeline GLS (T rated)	65,000 miles (105,000 km)	Lifeline GLS (H/V rated)	50,000 miles (80,000 km)
CS3 Touring (T rated)	65,000 miles (105,000 km)	CS3 Touring (H/V rated)	50,000 miles (80,000 km)
CS4 Touring (H/V rated)	60,000 miles (96,000 km)	Trendsetter SE	40,000 miles (64,000 km)
GFE	60,000 miles (96,000 km)	Zeon RS3-A	40,000 miles/20,000 miles** (64,000/32,000 km**)
Discoverer A/T ³	55,000 miles* (90,000 km*)	Zeon RS3-S	20,000 miles/10,000 miles** (32,000/16,000 km**)
Discoverer H/T	50,000 miles* (80,000 km*)		

*Mileage Warranty applies to Passenger and Light Truck lines.

**Staggered fitments can be defined as different tire sizes on the front and rear axles. Due to the inability to rotate onto different axles, the 20,000/10,000-mile (32,000/16,000 km) warranty applies to the rear tires only.

The Tread Wear warranty is available provided that you:

1. are the original owner.
2. rotate your tires in accordance with prescribed rotation patterns at least every 8,000 miles (13,000 km) and it must be recorded.
3. present the tire for adjustment.
4. present this warranty booklet when requesting an adjustment and your original purchase receipt, date of purchase, vehicle type, model, odometer reading and rotation record are properly recorded.

If the tire wears to the tread wear indicators in less than the miles warranted, a pro-rated adjustment will be made according to actual mileage delivered. Your replacement cost will be determined by dividing the actual mileage delivered by the miles warranted and multiplying the result times the current selling price of an equivalent Cooper tire. You must pay for mounting and balancing and any other additional charges, such as taxes or the acceptance of a higher priced replacement tire.

TREAD LIFE

When the tread becomes worn to 2/32" (1.6mm) anywhere on the tire (shown by tread wear indicators molded into the tread grooves), the tire is worn out. **WARNING**—for important safety information, you must read the section titled "Tire Service Life" and the Tire Safety Warnings section of this guide. Safety information is also located at www.us.coopertire.com (and select: "Tire Safety"); and, from your dealer.

HOW TO OBTAIN AN ADJUSTMENT

Tire adjustments must be presented to your local Cooper dealer. You must present this booklet, proof of purchase and be the original owner when requesting a replacement for your tire. See "WHERE TO GO FOR WARRANTY REPLACEMENT".

WHAT ISN'T COVERED

Adjustments will not be made for:

- A. Tires that become unserviceable due to:
 - 1. Conditions resulting from road hazards, such as (A) impact damage, (B) cuts, (C) snags, (D) punctures, or (E) vandalism.
 - 2. Conditions such as, but not limited to, uneven, cupping, spotty, feathering tread wear resulting from (A) improper installation, (B) wheel misalignment, (C) tire/wheel assembly imbalance, (D) use of an improper rim, (E) improper mounting or dismounting, (F) misapplication, or (G) use of tire chains.
 - 3. Conditions resulting from consumer damage, such as (A) improper tire and vehicle maintenance, (B) misuse, (C) abuse, (D) accident, fire or chemical corrosion, (E) underinflation, (F) overloading, (G) over deflection, (H) failure to follow recommended rotation practices.
- B. Ride complaints after the first 2/32" (1.6mm) of tread wear.
- C. Ride complaints on tires branded "Blemish".
- D. Use in any commercial service (i.e. tires used for taxi service, delivery, etc.), except the Cooper Discoverer H/T3.
- E. Use in any racing or off road applications.
- F. Ozone or weather checking on tires over (4) four years from date of manufacture or date of purchase. Proof of purchase is required. Without proof of purchase the manufacture date will be used to determine eligibility.
- G Tires stored improperly., OR
- H. Tires that are:
 - 1. Worn unevenly and/or show a difference of 2/32" (1.6mm) between the grooves.
 - 2. Installed on any vehicle other than the vehicle on which they were first installed.
 - 3. Sold or adjusted outside the 48 contiguous continental United States, District of Columbia and Canada.
 - 4. Acquired as used (tires purchased used, equipped on a pre-owned vehicle, etc.).
 - 5. Altered in any manner (additional siping, buffing, stud pin holes, re-grooving, truing, etc.).
 - 6. Worn to 2/32" (1.6mm) or more than 72 months old (based on date of purchase) whichever comes first. Proof of purchase is required. Without proof of purchase the manufacture date will be used to determine eligibility.
 - 7. Improperly repaired or with repairs not conforming to the Rubber Manufacturer's Association standards.

Tires branded "MALWEAR" or "NON-UNIF" (Non-Uniform), or with any other branding are not covered under the Tread Wear Protection provided herein.

NO ROAD HAZARD COVERAGE

Many dealers sell or provide their own warranty coverage for road hazards and/or repairs. Cooper Tire does not provide this coverage. Check with your dealer to determine if Road Hazard/Repair coverage is available from them.

REPLACEMENT WARRANTY

If you receive a replacement tire under the terms of this Warranty, the replacement tire will be covered by the Warranty then currently given by Cooper for the replacement tire.

WHERE TO GO FOR WARRANTY REPLACEMENT

See your Cooper dealer—listed in the yellow pages under Tire Dealers—Retail. In the event you are unable to locate a Cooper dealer, you can obtain assistance by contacting the Consumer Relations Department, telephone number 1-800-822-8686. You may also visit our website at www.us.coopertire.com.

CONDITIONS AND EXCLUSIONS

Any tire, no matter how well constructed, may fail in service or otherwise become unserviceable due to conditions beyond the control of the manufacturer. Nothing in this Warranty is intended to be a representation by Cooper that tire failure cannot occur.

TIRE SERVICE LIFE

Cooper recommends that all passenger and light truck tires, including full-size spare tires, that are beyond 10 years from their date of manufacture, be replaced with new tires. Tires that are 10 or more years old should be replaced even if the tires appear to be undamaged and have not reached their tread wear limits. In some cases, a vehicle manufacturer may make a recommendation for tire replacement earlier than 10 years for their products based upon their understanding of the specific vehicle characteristics and application. If so, you should follow those vehicle manufacturer's specific recommendations for their vehicle.

USED TIRES

Never purchase used tires! Previous usage may have damaged internal components. This damage may lead to sudden tire failure.

COOPER DISCLAIMS ANY LIABILITY STEMMING FROM THE USE OF A USED TIRE FOR LOSS OF TIME, OR USE, INCONVENIENCE, OR ANY INCIDENTAL OR CONSEQUENTIAL DAMAGES TO THE EXTENT PERMITTED BY LAW.

Some states do not allow exclusion of incidental or consequential damages. As a result, this limitation or exclusion may not apply to you.

CONSUMER RIGHTS

This Warranty gives you specific legal rights, and you may also have other rights that vary from state to state.

OWNER'S OBLIGATION

When making a claim, you must return the tire to be replaced to your Cooper dealer.

Proper vehicle and tire care is necessary to obtain the expected wear from a tire. It is your obligation to properly maintain your tires and the vehicle upon which they are mounted, including: (A) operating your tires at the inflation pressures recommended by the vehicle manufacturer, (B) keeping your tire/wheel assemblies in balance, (C) proper wheel alignment, and (D) rotation. You must check your tire's inflation pressure at least monthly and before long trips.

We recommend that you have your Cooper dealer inspect your tires any time you notice irregular or uneven tread wear and rotate them, if necessary. Also, they should be inspected by your dealer any time your vehicle is brought in for service.

For additional safety information please visit:

www.rma.org www.nhtsa.gov www.safercar.gov www.nsc.org www.rubberassociation.ca www.tc.gc.ca

Mastercraft® TIRES Passenger & Light Truck Tire Limited Warranty

ELIGIBILITY

This warranty applies to the original purchaser of a replacement Mastercraft passenger or light truck tire and is not transferable. Eligible tires must be purchased new and used on the vehicle which they were originally installed. Proof of purchase is required for all warranty claims. Additionally, they must be the size, load index, and speed rating equivalent or greater than that specified by the vehicle manufacturer. This warranty applies to the 48 contiguous continental United States, District of Columbia and Canada. For warranty exclusions see "WHAT ISN'T COVERED".

STANDARD COVERAGE

If your replacement Mastercraft branded radial tire becomes unserviceable as a result of an eligible adjustable condition during the first 2/32" (1.6mm) of tread wear, it will be replaced with an equivalent new Mastercraft tire, FREE OF CHARGE, including mounting and balancing. When the tread is worn more than 2/32" (1.6mm), a replacement charge will be required in order to obtain a replacement tire. You must present proof of purchase and be the original owner when requesting a replacement for your tire.

The replacement charge will be determined by multiplying the dealer's current selling price by the percentage of original tread depth worn from the tire. You must pay for mounting, balancing, and any other additional charges, such as taxes or the acceptance of a higher priced replacement tire.

EXTRA COVERAGE FOR PREMIUM TIRES

The following No-Charge Warranty covers eligible adjustable conditions only, and should not be confused with the prorated Tread Wear Protection covered in the next section. If your replacement Mastercraft Avenger Touring LSR, Courser HSX^{TOUR} or Cooper Zeon (all models) radial tire becomes unserviceable as a result of an eligible adjustable condition during its usable tread life, it will be replaced with an equivalent new Mastercraft or Cooper Zeon tire FREE OF CHARGE, including mounting and balancing. You must present this warranty booklet, proof of purchase, and be the original owner when requesting a replacement for your tire.

45 DAY ROAD TEST

The following 45 Day Road Test Warranty covers eligible adjustable conditions only. If you are not satisfied with your replacement Mastercraft Avenger Touring LSR, Mastercraft Courser HSX^{TOUR}, Cooper Zeon RS3-S, Zeon RS3-A, Zeon XSTA, or Zeon ZPT radial tire for any reason, other than the conditions that are listed in the "What Isn't Covered" section, you may return them to your original dealer within 45 days of purchase for a FREE OF CHARGE Mastercraft or Cooper Zeon brand replacement only, including mounting and balancing. You must present this warranty booklet, proof of purchase, and be the original owner when requesting a replacement or refund.

TREAD WEAR PROTECTION

The following Tread Wear Warranty is a prorated warranty (there is no free replacement period) based on mileage received, and is separate from the Standard Coverage & Extra Coverage Warranties just covered. No manufacturer or dealer can guarantee you a certain number of miles from a given tire. Driving habits, driving conditions, tire and vehicle maintenance all play a part in the tread life of a tire and all differ with each purchaser. The following replacement Mastercraft and Cooper Zeon radial tires only are warranted against tread wear out prior to the applicable indicated mileage:

Tire	Miles/Km Warranted	Tire	Miles/Km Warranted
Touring LSR (T rated)	80,000 miles (130,000 km)	Courser STR	40,000 miles (64,000 km)
Strategy (T rated)	65,000 miles (105,000 km)	Courser LTR	40,000 miles (64,000 km)
Touring LSR (H/V rated)	60,000 miles (96,000 km)	MC-440	40,000 miles (64,000 km)
Courser HSXTOUR	60,000 miles (96,000 km)	A/S IV	40,000 miles (64,000 km)
Courser HTR	50,000 miles* (80,000 km*)	Zeon RS3-A	40,000 miles/20,000 miles** (64,000/32,000 km**)
Avenger G/T	50,000 miles (80,000 km)	Zeon RS3-S	20,000 miles/10,000 miles** (32,000/16,000 km**)
Courser AXT	50,000 miles* (80,000 km*)		
Courser A/T & A/T2	50,000 miles* (80,000 km*)		
Strategy (H/V rated)	50,000 miles (80,000 km)		

*Mileage Warranty applies to Passenger and Light Truck lines.

**Staggered fitments can be defined as different tire sizes on the front and rear axles. Due to the inability to rotate onto different axles, the 20,000/10,000-mile (32,000/16,000 km) warranty applies to the rear tires only.

The Tread Wear warranty is available provided that you:

1. are the original owner.
2. rotate your tires in accordance with prescribed rotation patterns at least every 8,000 miles (13,000 km) and it must be recorded.
3. present the tire for adjustment.
4. present this warranty booklet when requesting an adjustment and your original purchase receipt, date of purchase, vehicle type, model, odometer reading and rotation record are properly recorded.

If the tire wears to the tread wear indicators in less than the miles warranted, a pro-rated adjustment will be made according to actual mileage delivered. Your replacement cost will be determined by dividing the actual mileage delivered by the miles warranted and multiplying the result times the current selling price of an equivalent or comparable replacement Mastercraft or Cooper Zeon tire. You must pay for mounting and balancing and any other additional charges, such as taxes or the acceptance of a higher priced replacement tire.

TREAD LIFE

When the tread becomes worn to 2/32" (1.6mm) anywhere on the tire (shown by tread wear indicators molded into the tread grooves), the tire is worn out. **WARNING**—for important safety information, you must read the section titled "Tire Service Life" and the Tire Safety Warnings section of this guide. Safety information is also located at www.mastercrafttires.com (and select "Tire Safety"); and, from your dealer.

HOW TO OBTAIN AN ADJUSTMENT

Tire adjustments must be presented to your local Mastercraft dealer. You must present this booklet, proof of purchase and be the original owner when requesting a replacement for your tire. See "WHERE TO GO FOR WARRANTY REPLACEMENT".

WHAT ISN'T COVERED

Adjustments will not be made for:

A. Tires that become unserviceable due to:

1. Conditions resulting from road hazards, such as (A) impact damage, (B) cuts, (C) snags, (D) punctures, or (E) vandalism.
2. Conditions such as, but not limited to, uneven, cupping, spotty, feathering tread wear resulting from (A) improper installation, (B) wheel misalignment, (C) tire/wheel assembly imbalance, (D) use of an improper rim, (E) improper mounting or dismounting, (F) misapplication, or (G) use of tire chains.
3. Conditions resulting from consumer damage, such as (A) improper tire and vehicle maintenance, (B) misuse, (C) abuse, (D) accident, fire or chemical corrosion, (E) underinflation, (F) overloading, (G) over deflection, (H) failure to follow recommended rotation practices.

B. Ride complaints after the first 2/32" (1.6mm) of tread wear.

C. Ride complaints on tires branded "Blemish".

D. Use in any commercial service (i.e. tires used for taxi service, delivery, etc.).

E. Use in any racing or off road applications.

F. Ozone or weather checking on tires over (4) four years from date of manufacture or date of purchase. Proof of purchase is required. Without proof of purchase the manufacture date will be used to determine eligibility.

G. Tires stored improperly., OR

H. Tires that are:

1. Worn unevenly and/or show a difference of 2/32" (1.6mm) between the grooves.
2. Installed on any vehicle other than the vehicle on which they were first installed.
3. Sold or adjusted outside the 48 contiguous continental United States, District of Columbia and Canada.
4. Acquired as used (tires purchased used, equipped on a pre-owned vehicle, etc.).
5. Altered in any manner (additional siping, buffing, stud pin holes, re-grooving, truing, etc.).
6. Worn to 2/32" (1.6mm) or more than 72 months old (based on date of purchase) whichever comes first. Proof of purchase is required. Without proof of purchase the manufacture date will be used to determine eligibility.
7. Improperly repaired or with repairs not conforming to the Rubber Manufacturer's Association standards.

Tires branded "MALWEAR" or "NON-UNIF" (Non-Uniform), or with any other branding are not covered under the Tread Wear Protection provided herein.

NO ROAD HAZARD COVERAGE

Many dealers sell or provide their own warranty coverage for road hazards and/or repairs. Mastercraft Tire does not provide this coverage. Check with your dealer to determine if Road Hazard/Repair coverage is available from them.

REPLACEMENT WARRANTY

If you receive a replacement tire under the terms of this Warranty, the replacement tire will be covered by the Warranty then currently given by Mastercraft for the replacement tire.

WHERE TO GO FOR WARRANTY REPLACEMENT

See your Mastercraft dealer—listed in the yellow pages under Tire Dealers—Retail.

In the event you are unable to locate a Mastercraft dealer, you can obtain assistance by contacting the Consumer Relations Department, telephone number 1-800-822-8686. You may also visit our website at www.mastercrafttires.com

CONDITIONS AND EXCLUSIONS

Any tire, no matter how well constructed, may fail in service or otherwise become unserviceable due to conditions beyond the control of the manufacturer. Nothing in this Warranty is intended to be a representation by Mastercraft that tire failure cannot occur.

TIRE SERVICE LIFE

Mastercraft recommends that all passenger and light truck tires, including full-size spare tires, that are beyond 10 years from their date of manufacture, be replaced with new tires. Tires that are 10 or more years old should be replaced even if the tires appear to be undamaged and have not reached their tread wear limits. In some cases, a vehicle manufacturer may make a recommendation for tire replacement earlier than 10 years for their products based upon their understanding of the specific vehicle characteristics and application. If so, you should follow those vehicle manufacturer's specific recommendations for their vehicle.

USED TIRES

Never purchase used tires! Previous usage may have damaged internal components. This damage may lead to sudden tire failure.

MASTERCRAFT DISCLAIMS ANY LIABILITY STEMMING FROM THE USE OF A USED TIRE FOR LOSS OF TIME, OR USE, INCONVENIENCE, OR ANY INCIDENTAL OR CONSEQUENTIAL DAMAGES TO THE EXTENT PERMITTED BY LAW.

Some states do not allow exclusion of incidental or consequential damages. As a result, this limitation or exclusion may not apply to you.

CONSUMER RIGHTS

This Warranty gives you specific legal rights, and you may also have other rights that vary from state to state.

OWNER'S OBLIGATION

When making a claim, you must return the tire to be replaced to your Mastercraft dealer.

Proper vehicle and tire care is necessary to obtain the expected wear from a tire. It is your obligation to properly maintain your tires and the vehicle upon which they are mounted, including: (A) operating your tires at the inflation pressures recommended by the vehicle manufacturer, (B) keeping your tire/wheel assemblies in balance, (C) proper wheel alignment, and (D) rotation. You must check your tire's inflation pressure at least monthly and before long trips.

We recommend that you have your Mastercraft dealer inspect your tires any time you notice irregular or uneven tread wear and rotate them, if necessary. Also, they should be inspected by your dealer any time your vehicle is brought in for service.

For additional safety information please visit:

www.rma.org www.nhtsa.gov www.safercar.gov www.nsc.org www.rubberassociation.ca www.tc.gc.ca

Starfire[®] TIRES Passenger & Light Truck Tire Limited Warranty

ELIGIBILITY

This warranty applies to the original purchaser of a replacement Starfire passenger or light truck tire and is not transferable. Eligible tires must be purchased new and used on the vehicle which they were originally installed. Proof of purchase is required for all warranty claims. Additionally, they must be the size, load index, and speed rating equivalent or greater than that specified by the vehicle manufacturer. This warranty applies to the 48 contiguous continental United States, District of Columbia and Canada. For warranty exclusions see "WHAT ISN'T COVERED".

STARFIRE TIRES COVERAGE

All new replacement Starfire RS-C 2.0, SF340, SF510 and SF510LT are covered by this warranty.

WHAT IS COVERED AND FOR HOW LONG

Starfire warrants to the original purchaser that if a replacement Starfire tire becomes unserviceable due to an eligible adjustable condition during the tread life (defined below), the tire will be replaced with an equivalent new Starfire Tire. A replacement charge (defined below) will be required to obtain a replacement tire.

OTHER THAN FIRST QUALITY TIRES

Replacement Starfire passenger car and truck tires branded "BLEMISH" have the same warranty as first quality tires except for ride complaints and the appearance or other conditions which caused the tires to be classified as other than first quality.

TREAD LIFE

When the tread becomes worn to 2/32" (1.6mm) anywhere on the tire (shown by tread wear indicators molded into the tread grooves), the tire is worn out. No manufacturer or dealer can guarantee you a certain number of miles from a given tire. Driving habits, driving conditions, tire and vehicle maintenance all play a part in the tread life of a tire and all differ with each purchaser. **WARNING**—for important safety information, you must read the section titled "Tire Service Life" and the Tire Safety Warnings section of this guide. Safety information is also located at www.us.coopertire.com (and select: "Tire Safety"); and, from your dealer.

REPLACEMENT CHARGE

The replacement charge will be determined by multiplying dealer's current selling price by the percentage of original tread depth worn from the tire. You must pay for mounting, balancing, and any other additional charges, such as taxes or the acceptance of a higher priced replacement tire.

HOW TO OBTAIN AN ADJUSTMENT

Tire adjustments must be presented to your local Starfire dealer. You must present this booklet, proof of purchase and be the original owner when requesting a replacement for your tire. See "WHERE TO GO FOR WARRANTY REPLACEMENT".

WHAT ISN'T COVERED

Adjustments will not be made for:

A. Tires that become unserviceable due to:

1. Conditions resulting from road hazards, such as (A) impact damage, (B) cuts, (C) snags, or (D) punctures, or (E) vandalism.
2. Conditions such as, but not limited to, uneven, cupping, spotty, feathering tread wear resulting from (A) improper installation, (B) wheel misalignment, (C) tire/wheel assembly imbalance, (D) use of an improper rim, (E) improper mounting or dismounting, (F) misapplication, or (G) use of tire chains.
3. Conditions resulting from consumer damage, such as (A) improper tire and vehicle maintenance, (B) misuse, (C) abuse, (D) accident, fire or chemical corrosion, (E) underinflation, (F) overloading, (G) over deflection, (H) failure to follow recommended rotation practices.

B. Ride complaints after the first 2/32" (1.6mm) of tread wear. Tread wear within the first 2/32" (1.6mm) will be credited on a pro-rated basis.

C. Ride complaints on tires branded "Blemish".

D. Use in any commercial service (i.e. tires used for taxi service, delivery, etc.).

E. Use in any racing or off road applications.

F. Ozone or weather checking on tires over (4) four years from date of manufacture or date of purchase. Proof of purchase is required. Without proof of purchase the manufacture date will be used to determine eligibility.

G. Tires stored improperly., OR

H. Tires that are:

1. Worn unevenly and/or show a difference of 2/32" (1.6mm) between the grooves.
2. Installed on any vehicle other than the vehicle on which they were first installed.
3. Sold or adjusted outside the 48 contiguous continental United States, District of Columbia and Canada.

4. Acquired as used (tires purchased used, equipped on a pre-owned vehicle, etc.).
5. Altered in any manner (additional siping, buffing, stud pin holes, re-grooving, truing, etc.).
6. Worn to 2/32" (1.6mm) or more than 72 months old (based on date of purchase) whichever comes first. Proof of purchase is required. Without proof of purchase the manufacture date will be used to determine eligibility.
7. Improperly repaired or with repairs not conforming to the Rubber Manufacturer's Association standards.

NO ROAD HAZARD COVERAGE

Many dealers sell or provide their own warranty coverage for road hazards and/or repairs. Starfire Tire does not provide this coverage. Check with your dealer to determine if Road Hazard/Repair coverage is available from them.

REPLACEMENT WARRANTY

If you receive a replacement tire under the terms of this Warranty, the replacement tire will be covered by the Warranty then currently given by Starfire for the replacement tire.

WHERE TO GO FOR WARRANTY REPLACEMENT

See your Starfire dealer—listed in the yellow pages under Tire Dealers—Retail. In the event you are unable to locate a Starfire dealer, you can obtain assistance by contacting the Consumer Relations Department, telephone number 1-800-822-8686. You may also visit our website at www.us.coopertire.com.

CONDITIONS AND EXCLUSIONS

Any tire, no matter how well constructed, may fail in service or otherwise become unserviceable due to conditions beyond the control of the manufacturer. Nothing in this Warranty is intended to be a representation by Starfire that tire failure cannot occur.

TIRE SERVICE LIFE

Starfire recommends that all passenger and light truck tires, including full-size spare tires, that are beyond 10 years from their date of manufacture, be replaced with new tires. Tires that are 10 or more years old should be replaced even if the tires appear to be undamaged and have not reached their tread wear limits. In some cases, a vehicle manufacturer may make a recommendation for tire replacement earlier than 10 years for their products based upon their understanding of the specific vehicle characteristics and application. If so, you should follow those vehicle manufacturer's specific recommendations for their vehicle.

USED TIRES

Never purchase used tires! Previous usage may have damaged internal components. This damage may lead to sudden tire failure.

STARFIRE DISCLAIMS ANY LIABILITY STEMMING FROM THE USE OF A USED TIRE FOR LOSS OF TIME, OR USE, INCONVENIENCE, OR ANY INCIDENTAL OR CONSEQUENTIAL DAMAGES TO THE EXTENT PERMITTED BY LAW.

Some states do not allow exclusion of incidental or consequential damages. As a result, this limitation or exclusion may not apply to you.

CONSUMER RIGHTS

This Warranty gives you specific legal rights, and you may also have other rights that vary from state to state.

OWNER'S OBLIGATION

When making a claim, you must return the tire to be replaced to your Starfire dealer.

Proper vehicle and tire care is necessary to obtain the expected wear from a tire. It is your obligation to properly maintain your tires and the vehicle upon which they are mounted, including: (A) operating your tires at the inflation pressures recommended by the vehicle manufacturer, (B) keeping your tire/wheel assemblies in balance, (C) proper wheel alignment, and (D) rotation. You must check your tire's inflation pressure at least monthly and before long trips.

We recommend that you have your Starfire dealer inspect your tires any time you notice irregular or uneven tread wear and rotate them, if necessary. Also, they should be inspected by your dealer any time your vehicle is brought in for service.

For additional safety information please visit:

www.rma.org www.nhtsa.gov www.safercar.gov www.nsc.org
www.rubberassociation.ca www.tc.gc.ca

ROADMASTER® *All-Steel Radial Truck Tire Limited Warranty*

TIRES

ELIGIBILITY

This warranty applies to the original purchaser of a Roadmaster All-Steel Radial truck tire and is not transferable. Eligible tires must be purchased new and used on the vehicle which they were originally installed. Proof of purchase is required for all warranty claims. Additionally, they must be the size, load index, and speed rating equivalent or greater than that specified by the vehicle manufacturer. This warranty applies to the 48 contiguous continental United States, District of Columbia and Canada. For warranty exclusions see "WHAT ISN'T COVERED".

WHAT IS COVERED AND FOR HOW LONG

Roadmaster warrants to the original purchaser that if a Roadmaster tire becomes unserviceable due to an eligible adjustable condition during the tread life (defined below), the tire will be replaced with an equivalent new Roadmaster tire. A replacement charge (defined below) will be required in order to obtain a replacement tire.

OTHER THAN FIRST QUALITY TRUCK TIRES

Roadmaster All-Steel Radial truck tires branded "BLEMISH" (non-uniform) have the same warranty as first quality tires except for ride complaints and the appearance or other conditions which caused the tires to be classified as other than first quality. Tires branded "NON-ADJ" (non-adjustable) are not covered by this Warranty.

TREAD LIFE

When the tread becomes worn down to 2/32" (1.6 mm) anywhere on the tire (shown by tread wear indicators molded into the tread grooves) the tire is worn out and this warranty ends. Driving habits, driving conditions, tire and vehicle maintenance all play a part in the tread life of a tire and all differ with each purchaser. **WARNING** - for important safety information, you must read the section titled "Tire Service Life" and the Tire Safety Warnings section of this guide. Safety information is also located at www.roadmastertires.com (and select: "Tire Safety"); and, from your dealer.

REPLACEMENT CHARGE

The Replacement Charge will be determined by multiplying the dealer's current selling price by the percentage of original tread depth worn from the tire. You must pay for mounting, balancing and any other additional charges, such as taxes or the acceptance of a higher priced replacement tire.

CASING ALLOWANCE

In normal highway service and off-road service, if within six (6) years of date of manufacture a Roadmaster All-Steel Radial medium truck tire becomes unserviceable and is not retreadable due to an adjustable condition in the casing, or if it does not provide two (2) retreads of service it is eligible for the applicable casing allowance specified:

First Retread = \$90.00 Second Retread = \$60.00		First Retread = \$60.00 Second Retread = \$30.00	First Retread = \$30.00 Second Retread = \$15.00
11R22.5	285/75R24.5	255/70R22.5	215/75R17.5
11R24.5	315/80R22.5	10R22.5	225/70R19.5
12R22.5	385/65R22.5		235/75R17.5
12R24.5	425/65R22.5		245/70R19.5
295/75R22.5			265/70R19.5

Radial truck tires branded "BLEMISH", "MAL-WEAR", "NON-UNIF" (non-uniform) or "NON-ADJ" (non-adjustable) are not eligible for a casing allowance.

HOW TO OBTAIN AN ADJUSTMENT

Tire adjustments must be presented to your local Roadmaster dealer. You must present this booklet, proof of purchase and be the original owner when requesting a replacement for your tire. See "WHERE TO GO FOR WARRANTY REPLACEMENT".

WHAT IS NOT COVERED

Adjustments will not be made for:

A. Tires that become unserviceable due to:

1. Conditions resulting from road hazards, such as (A) impact damage, (B) cuts, (C) snags, or (D) punctures, or (E) vandalism.
2. Conditions such as, but not limited to, uneven, cupping, spotty, feathering tread wear resulting from (A) improper installation, (B) wheel misalignment, (C) tire/wheel assembly imbalance, (D) use of an improper rim, (E) improper mounting or dismounting or (F) misapplication, or (G) use of chains.
3. Conditions resulting from consumer damage, such as (A) improper tire and vehicle maintenance, (B) misuse, (C) abuse, (D) accident, fire or chemical corrosion, (E) underinflation, (F) overloading, (G) over deflection, (H) failure to follow recommended rotation practices.

B. Ride complaints after the first 2/32" (1.6mm) of tread wear on the original factory tread. Tread wear within the first 2/32" (1.6mm) will be credited on a pro-rated basis for the original Roadmaster factory tread.

- C. Ride complaints on tires branded "Blemish", "Mal-Wear", "Non-Uniform, or "Non-Adjustable".
- D. Use in any racing applications.
- E. Ozone or weather checking on tires over (4) four years from date of manufacture or date of purchase. Proof of purchase is required. Without proof of purchase the manufacture date will be used to determine eligibility.
- F. Tires stored improperly., OR
- G. Tires that are:
 - 1. Worn unevenly and/or show a difference of 2/32" (1.6mm) between the grooves.
 - 2. Installed on any vehicle other than the vehicle on which they were first installed.
 - 3. Sold or adjusted outside the 48 contiguous continental United States, District of Columbia and Canada.
 - 4. Acquired as used (tires purchased used, equipped on a pre-owned vehicle, etc.).
 - 5. Altered in any manner (additional siping, buffing, stud pin holes, re-grooving, truing, etc.).
 - 6. Worn to 2/32" (1.6mm) or more than 72 months old (based on original date of purchase) whichever comes first.Proof of purchase is required. Without proof of purchase the manufacture date will be used to determine eligibility.
- 7. Improperly repaired or with repairs not conforming to the Rubber Manufacturer's Association standards.

NO ROAD HAZARD COVERAGE

Many dealers sell or provide their own warranty coverage for road hazards and/or repairs. Roadmaster Tire does not provide this coverage. Check with your dealer to determine if Road Hazard/Repair coverage is available from them.

REPLACEMENT WARRANTY

If you receive a replacement tire under the terms of this Warranty, the replacement tire will be covered by the Warranty then currently given by Roadmaster for the replacement tire.

WHERE TO GO FOR WARRANTY REPLACEMENT

See your Roadmaster dealer. They are listed in the yellow pages under Tire Dealers-Retail. In the event you are unable to locate a Roadmaster dealer, you can obtain assistance by contacting the Consumer Relations Department, telephone number 1-800-822-8686. You may also visit us at www.roadmastertires.com.

CONDITIONS AND EXCLUSIONS

Any tire, no matter how well constructed, may fail in service or otherwise become unserviceable due to conditions beyond the control of the manufacturer. Nothing in this Warranty is intended to be a representation by Roadmaster that tire failure cannot occur.

TIRE SERVICE LIFE

Roadmaster recommends that all passenger, light truck and commercial tires, including full-size spare tires, that are beyond 10 years from their date of manufacture, be replaced with new tires. Tires that are 10 or more years old should be replaced even if the tires appear to be undamaged and have not reached their tread wear limits. In some cases, a vehicle manufacturer may make a recommendation for tire replacement earlier than 10 years for their products based upon their understanding of the specific vehicle characteristics and application. If so, you should follow those vehicle manufacturer's specific recommendations for their vehicle.

USED TIRES

Never purchase used tires! Previous usage may have damaged internal components. This damage may lead to sudden tire failure.

ROADMASTER DISCLAIMS ANY LIABILITY STEMMING FROM THE USE OF A USED TIRE FOR LOSS OF TIME, OR USE, INCONVENIENCE, OR ANY INCIDENTAL OR CONSEQUENTIAL DAMAGES TO THE EXTENT PERMITTED BY LAW.

Some states do not allow exclusion of incidental or consequential damages. As a result, this limitation or exclusion may not apply to you.

CONSUMER RIGHTS

This Warranty gives you specific legal rights, and you may also have other rights which vary from state to state.

OWNER'S OBLIGATION

When making a claim, you must return the tire to be replaced to your Roadmaster dealer.

Proper vehicle and tire care is necessary to obtain the expected wear from a tire. It is your obligation to properly maintain your tires and the vehicle upon which they are mounted, including: (A) operating your tires at the inflation pressures recommended by the vehicle manufacturer, (B) keeping your tire/wheel assemblies in balance, (C) proper wheel alignment, and (D) rotation. You must check your tire's inflation pressure at least monthly and before long trips.

We recommend that you have your Roadmaster dealer inspect your tires any time you notice irregular or uneven tread wear and rotate them, if necessary. Also, they should be inspected by your dealer any time your vehicle is brought in for service.

For additional safety information please visit:

www.rma.org www.nhtsa.gov www.safercar.gov www.nsc.org www.rubberassociation.ca www.tc.gc.ca

Tire Placard and Safety Warning

Tires are designed and built with great care to provide thousands of miles of excellent service. But, for maximum benefit they must be maintained properly.

The most important factors in tire care are:

- Proper Inflation Pressure
- Proper Vehicle Loading
- Regular Inspection
- Good Driving Habits

TIRE INFLATION PRESSURE

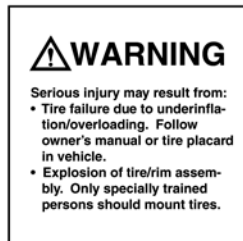
With the right amount of inflation pressure, your tires wear longer, save fuel and help prevent accidents. The "right amount" of inflation is the pressure specified by the vehicle manufacturer for the front and rear tires on your particular model car or light truck. The correct inflation pressure is shown on the tire placard (or sticker) attached to the vehicle—door edge, door post or glove box door. If your vehicle doesn't have a placard, check the owner's manual or consult with the vehicle manufacturer for the proper inflation.

The tire placard tells you the maximum vehicle load, the cold tire pressures and the tire size recommended by the vehicle manufacturer. (Typical placards are shown to the right. Your placard may be different.)

If you don't take proper care of your tires, the results can be serious. There is a safety warning molded on the sidewall of your tire. It is shown to the right. There are additional safety warnings in this booklet and on www.us.coopertire.com website.

As you can see, it points out that serious injury may result from tire failure due to underinflation or overloading. Motorists are strongly advised to follow the vehicle owner's manual or the tire placard in the vehicle for proper inflation and loading.

Only specially trained persons should demount or mount tires. An explosion of a tire and wheel assembly can result from improper or careless mounting procedures and cause serious injury or death.



Automobile Placard

RECOMMENDED TIRE SIZE AND INFLATION PRESSURE (COLD) TAMANO DE NEUMATICOS Y PRESION DE INFLACION RECOMENDADA (FRIO)						A
MODEL MODELO	LOAD RANGE MARGEN DE CARGA	TIRE SIZE (LOAD RANGE C&D NOT PERMISSIBLE) TAMANO DE NEUMATICO (MARGEN DE CARGA CYD NO PER MISIBLE)	PRESSURE PRESION			
			FRONT DELANTERO	REAR TRASERO		
ALL TODOS	STD	P205/70R14 P205/65R15	35 PSI lb./pu2 240 kPa	35 PSI lb./pu2 240 kPa		
ALL TODOS	T	T135/80R14 T135/80D14 TEMPORAL SPARE REPUESTO TEMPORAL	65 PSI lb./pu2 415 kPa	60 PSI lb./pu2 415 kPa		
TOTAL LOAD = OCCUPANTS + LUGGAGE CARGA TOTAL = OCUPANTES MAS EQUIPAJE						
MODEL MODELO	MAXIMUM LOAD CARGA MAXIMA	OCCUPANTS OCUPANTES	DISTRIBUTION DISTRIBUCION			LUGGAGE EQUIPAJE
			FRONT DELANTERO	REAR TRASERO	THIRD SEAT TERCER ASIENTO	
SEDANS BERLINAS	900 lb./408 kg	5	2	3	0	200 lb./91 kg
	1100 lb./499 kg	6	3	3	0	
	1000 lb./453 kg	5	2	3	0	
STATION WAGONS CAMIONETAS	1200 lb./544 kg	6	3	3	0	300 lb./136 kg
	1000 lb./475 kg	7	2	3	2	
	1200 lb./544 kg	8	3	3	2	
NONE NINGUNO						
FOR SUSTAINED HIGH SPEED, TRAILER TOWING, RECREATIONAL PARA ALTA VELOCIDAD SOSTENIDA TRIO DE REMOLQUES, ACCESORIOS RECREACIONALES Y USO ACCESSORIES AND TEMPORAL SPARE USAGE—SEE OWNER'S GUIDE. TEMPORAL DE LA RUEDA DE REPUESTO. CONSULTE LA GUIA DEL PROPIETARIO E80C-1332-CA						

The Sidewall Story

Your tire contains a lot of useful information molded into the sidewall. It shows the name of the tire, its size, whether it is tubeless or tube type, the maximum load and maximum inflation, the important safety warning (example on previous page) and much other information.



Shown here on the left is the sidewall of a popular 'P-metric' speed-rated auto tire. 'P' stands for passenger; '205' represents the width of the tire in millimeters; '60' is the ratio of height to width; 'H' is the speed rating; 'R' means radial; and '15' is the diameter of the wheel in inches. Some speed-rated tires carry a Service Description instead of showing the speed symbol in the size designation. The Service Description, 90H in this example, consists of the load index and speed symbol.

The speed symbol on Cooper tires is identified by the letters 'S, T, H or V' and indicates the maximum speed capability of the tire when properly loaded and inflated.

A 'B' in place of the 'R' means the tire is a belted bias construction. A 'D' in place of the 'R' means diagonal 'bias' construction.

The maximum load is shown in lbs. (pounds) and in kg. (kilograms), and maximum pressure in PSI (pounds per square inch) and in kPa (kilopascals). Kilograms and kilopascals are metric units of measurement.

The letters "DOT" certify compliance with all applicable safety standards established by the U.S. Department of Transportation (DOT). Adjacent to this is a tire identification or serial number. This serial number is a code with up to eleven digits that are a combination of numbers and letters.

Example:

Dept. of Transportation	MFR. Plant code No.	Tire Size Code No.	Group of optional symbols with MFR.	Date of MFR. 2 digit wk, 2 digit yr
DOT	MA	L9	ABCD	1013

The sidewall also shows the type of cord and number of plies in the sidewall and in the tread region.

The DOT requires tire manufacturers to grade passenger car tires based on three performance factors: Treadwear, Traction, and Temperature Resistance.

TREADWEAR: The treadwear grade is a comparative rating based on the wear rate of the tire when tested under controlled conditions on a specified government test course under specified test conditions as one graded 100.

However, it is erroneous to link treadwear grades with your projected tire mileage. The relative performance of tires depends upon the actual conditions of their use and may vary due to driving habits, service practices, differences in road characteristics and climate.

TRACTION: The traction grades, from highest to lowest, are AA, A, B and C. They represent the tire's ability to stop on wet pavement as measured under controlled conditions on specified government test surfaces of asphalt and concrete.

TEMPERATURE: The temperature grades are A (the highest), B and C, representing the tire's resistance to the generation of heat when tested under controlled conditions on a specified indoor laboratory test wheel.

The right diagram shows the typical information on the sidewall of a light truck tire. LT stands for Light Truck. 'LT235/85R16' is the size designation for a metric light truck tire. 'LOAD RANGE D' identifies the load and inflation limits; 'RADIAL' identifies that the tire has a radial construction. 'MAX LOAD SINGLE 2623 lbs. AT 65psi COLD' indicates the maximum load rating of the tire and corresponding minimum cold inflation pressure for that load when used as a single tire. For normal operation, follow pressure recommendations in owner's manual or on vehicle placard. 'MAX LOAD DUAL 2381 lbs. AT 65 psi COLD' indicates the maximum load rating of the tire and corresponding minimum cold inflation pressure when used in a dual configuration. The other markings on the sidewall have the same meaning as described for the passenger car tire.

Safety Warnings

For more information on safety, visit www.us.coopertire.com and select “Tire Safety.”

DRIVING ON ANY TIRE THAT DOES NOT HAVE THE CORRECT INFLATION PRESSURE IS DANGEROUS

Any under inflated tire builds up excessive heat that may result in sudden tire destruction.

Refer to the tire placard on the vehicle (check vehicle and/or owner's manual for placard location) for the recommended operating pressures. Do not exceed maximum pressure indicated on tire sidewall.

CHECK TIRE INFLATION PRESSURES (INCLUDING THE SPARE) AT LEAST ONCE A MONTH WHEN TIRES ARE COLD AND BEFORE LONG TRIPS. ALL TIRES LOSE INFLATION OVER TIME.

Failure to maintain correct inflation may result in improper vehicle handling, and may cause rapid and irregular tire wear, sudden tire destruction, loss of vehicle control and serious personal injury or death. Therefore, inflation pressures should be checked at least once a month and always prior to long distance trips. Any tire is susceptible to losing inflation pressure if not properly maintained.

Pressures should be checked when tires are cold; in other words, before they have been driven on. Driving, even for a short distance, causes tires to heat up and inflation pressure to increase.

HIGH SPEED DRIVING CAN BE DANGEROUS

Correct inflation pressure is especially important. However, at high speeds, even with the correct inflation pressures, a road hazard, for example, is more difficult to avoid and if contact is made, has a greater chance of causing tire damage than at a lower speed. Moreover, driving at high speed reduces the reaction time available to avoid accidents and bring your vehicle to a safe stop. Never exceed the legal speed limit.

INSPECT YOUR TIRES, DO NOT DRIVE ON A DAMAGED TIRE OR WHEEL

Any time you see any damage to your tires or wheels replace with a suitable spare at once and immediately see your tire dealer. When inspecting your tires, including the spare, check your inflation pressures. If your pressure check indicates that one of your tires has lost pressure of two pounds or more, look for signs of penetrations, valve leakage, or other tire or wheel damage that may account for the inflation loss.

Always look for bulges, cracks, cuts, penetrations and abnormal tire wear, particularly on the edges of the tire tread which may be caused by misalignment or underinflation. If any such damage is found, the tire must be replaced with a suitable spare tire at once and should be inspected by any tire dealer at once. Use of a damaged tire could result in sudden tire destruction.

All tires will wear out faster when subjected to high speeds, as well as hard cornering, rapid starts, sudden stops, frequent driving on roads which are in poor condition, and off-road use. Roads with holes and rocks or other objects can damage tires and cause misalignment of your vehicle. When you drive on such roads, drive on them carefully and slowly, and before driving at normal or highway speeds, examine your tires for any damage, such as cuts or penetrations.

WORN OUT TIRES ARE DANGEROUS

Tires contain “Wear-Bars” in the grooves of the tire tread and indicate when only 2/32nds of an inch (1.6mm) tread is remaining. Tires worn to 2/32" (1.6mm) at any place on the tire, **MUST BE REPLACED IMMEDIATELY! TIRES WORN BEYOND THIS STAGE ARE DANGEROUS!**

DO NOT OVERLOAD—DRIVING ON ANY OVERLOADED TIRE IS DANGEROUS

The maximum load rating of your tires is marked on the tire sidewall. Do not exceed these load ratings. Follow the loading instructions of the manufacturer of your vehicle and this will insure that your tires are not overloaded. Tires which are loaded beyond their maximum allowable loads for the particular application will build up excessive heat that may result in sudden tire destruction.

Do not exceed the gross axle weight ratings for any axle on your vehicle.

TRAILER TOWING

If you anticipate towing a trailer, you should see any tire dealer for advice concerning the correct size of tire and pressures. Tire size and pressures will depend upon the type and size of trailer and hitch utilized, but in no case must the maximum cold inflation pressure of tire load rating be exceeded. Check the tire placard and the owner's manual supplied by the manufacturer of your vehicle for further recommendations on trailer towing.

Safety Warnings

For more information on safety, visit www.us.coopertire.com and select “Tire Safety.”

WHEEL ALIGNMENT AND BALANCING ARE IMPORTANT FOR SAFETY AND MAXIMUM MILEAGE FROM YOUR TIRES

INSPECT YOUR TIRES REGULARLY

At least once a month inspect your tires closely for signs of uneven wear. Uneven wear patterns may be caused by improper inflation pressures, misalignment, improper balance or suspension neglect. If not corrected, further tire damage will occur. These conditions not only shorten the life of your tires, they adversely affect the handling characteristics of your vehicle which could be dangerous.

If any of these conditions exist, the cause may often be corrected at your tire dealer's or other service facility.

TIRE ROTATION

The rotation pattern or procedure indicated in your limited warranty and vehicle manufacturer's owner's manual should be followed. If irregular wear becomes apparent or if the rate of wear on the tires is uneven, the tires should be inspected by a tire dealer. Check your vehicle for any mechanical problems and correct if necessary. For tires on front wheel drive vehicles and/or all season tires on any vehicle, it is recommended that these tires be rotated every 8,000 miles (13,000 km) to equalize the rate of wear. See additional tire rotation information at the end of this pamphlet.

TIRE MIXING CAN BE DANGEROUS:

Visit www.us.coopertire.com and select “Tire Safety” and select “Service Bulletin” and select #107

When tires need to be replaced, do not guess what tire is right for the vehicle. You must consult the tire placard, which is normally located on the vehicle door edge, door post, glove box or fuel door. The placard tells you the size of the tires (including the spare) that were mounted on the vehicle as original equipment (OE). It also includes the recommended cold inflation pressures for the front/rear axles and the spare tire as well as the load capacity. If the vehicle does not have a placard, check the owner's manual or consult with the vehicle manufacturer or tire manufacturer.

IMPORTANT: ALWAYS check the vehicle manufacturer's recommendations for the OE tire size,

load capacity, inflation pressure, and speed symbol information before replacing a tire with a different size and construction. It is not always possible - usually due to temporary emergency conditions - to select the same tire size for a replacement tire. Never choose a smaller size replacement tire and/or a tire with less load carrying capacity than the specified size on the vehicle placard. The RMA provides the following insight for emergency/temporary nonstandard fitments:

The following is a passage from the RMA Replacement Guidelines for Passenger & Light Truck Tires manual.

Visit www.rma.org and select “Publications”, and select “Tire Service Professionals”, and select “Manual”, and select “Auto/Light Truck”, and select “Replacement Guidelines for Passenger and Light Truck Tires Manual & Supplement”

TIRE MIXING

- It is recommended that all four tires be of the same size, speed rating, and construction (radial, non-radial). In some cases the vehicle manufacturer may require different sized tires for either the front or rear axles. NEVER mix P-Metric or European Metric passenger tires with light truck sized tires on the same vehicle.
- Match tire size designations in pairs on an axle, except for temporary use of a spare tire. (See Cooper Service Bulletin #113 “Replacing Less Than Four Tires”).
- If two radial tires and two non-radial tires must be used on a vehicle, put radials on the rear axle. If radial and non-radial tires are used on a vehicle equipped with dual rear tires, the radial tires may be used on either axle.
- **Speed rated tires¹** - If the vehicle tire placard and/or owner's manual specify speed rated tires, the replacement tires must have the same or higher speed rating to maintain vehicle speed capability².
 - If replacement tires have lower speed capability than specified by the vehicle manufacturer, the vehicle's speed must be restricted to that of the replacement tire. Also, vehicle handling could be affected. Consult your dealer, the vehicle manufacturer or tire manufacturer for recommendations — and replace the emergency tire fitment with the proper speed rated tire when the emergency is over.
 - With the exception of winter/snow tires (see below), if tires with different speed ratings are used, it is recommended that lower speed rated tires should always be placed on the front axle. This is to prevent a potential oversteer condition.

Safety Warnings

For more information on safety, visit www.us.coopertire.com and select “Tire Safety.”

- **Four-wheel drive (4WD) and All-wheel drive (AWD) vehicles** - If no instructions for tire mixing appear in the vehicle owner's manual, follow these guidelines:
 - o DO NOT mix tire sizes. All four tires must be marked with the same tire size, unless otherwise specified by the vehicle manufacturer. This also applies to winter/snow tires.
 - o DO NOT mix radial and non-radial tires. All four must be either radial or non-radial.
 - o DO NOT mix tread pattern types such as all-terrain and all-season.
- **Winter/Snow tires**³ - It is always preferable to apply winter/snow tires to all wheel positions, including duals, to maintain vehicle mobility and control. (See Cooper Service Bulletin #114 “Application of Winter/Snow Tires and Studded Winter/Snow Tires”).

¹ Also, see RMA Tire Information Service Bulletin Vol. 25 Speed Ratings for Passenger and Light Truck Tires.

² Tire speed ratings do not imply that vehicles can be safely driven at the maximum speed for which the tire is rated, particularly under adverse road and weather conditions, or if the vehicle has unusual characteristics. Never operate a vehicle in an unsafe or unlawful manner.

³ Also see RMA Tire Information Service Bulletin Vol. 42 Application of Winter/Snow Tires and Studded Winter/Snow Tires.

APPLICATION OF WINTER/SNOW TIRES AND STUDDED WINTER/SNOW TIRES

Visit www.us.coopertire.com and select “Tire Safety” and select “Service Bulletin” and select #114.

The initial movement and acceleration of any vehicle in winter or other adverse driving conditions are dependent on the traction available from the tires on the driving axle. However, the handling, cornering and braking of a vehicle after it is in motion, especially in any adverse weather conditions, are dependent on the traction from both the front and rear tires. The rear tires of any vehicle must have comparable or higher traction capabilities than the front tires in order to optimize vehicle mobility and control, especially during sudden maneuvers.

- **Winter/Snow tires**¹ - It is always preferable to apply winter/snow tires to all wheel positions, including duals, to maintain vehicle mobility and control.
 - If winter/snow tires are applied to the front axle of any vehicle, winter/snow tires MUST also be installed on the rear axle. DO NOT apply winter/snow tires only to the front axle. This applies to all passenger and light truck vehicles including front-wheel-drive, 4WD, and AWD vehicles. WARNING! Without winter/snow tires on the rear axle, which have comparable traction qualities to the tires on the front axle, the vehicle may experience adverse handling characteristics. This may result in loss of vehicle control, which could cause serious injury or death.

- If winter/snow tires are installed on the rear axle of any vehicle, it is recommended that they also be installed on the front axle.

- **Studded Winter/Snow tires**² - Studded winter/snow tires have higher traction qualities under most winter weather conditions.
 - If studded winter/snow tires are installed on the front axle of any vehicle, studded winter/snow tires MUST also be installed on the rear axle. DO NOT apply studded winter/snow tires only to the front axle. WARNING! Installing only two studded winter/snow tires on the front axle of any vehicle (including front-wheel-drive vehicles) without studded winter/snow tires on the rear axle can cause adverse vehicle handling characteristics. This may result in loss of vehicle control, which could cause serious injury or death.
 - If studded winter/snow tires are installed on the rear axle of any vehicle, it is strongly recommended that they should also be installed on the front axle. Only if studded winter/snow tires are installed on all wheel positions of a vehicle will optimum handling characteristics be achieved.

¹ Also see RMA Tire Information Service Bulletin Vol. 42 Application of Winter/Snow Tires and Studded Winter/Snow Tires.

² See footnote #1.

REPLACING LESS THAN FOUR TIRES:

Visit www.us.coopertire.com and select “Tire Safety” and select “Service Bulletin” and select #113.

When replacing tires on a vehicle, it is recommended and preferred that all four tires be replaced at the same time for continued optimal vehicle performance. However, for those emergency cases where this is not feasible, below are some general guidelines to consider when replacing less than four tires for a light vehicle, whether it is one or two tires. If the vehicle manufacturer has alternate recommendations, always follow their recommendations.

IMPORTANT: In some cases, the vehicle manufacturer may specifically advise against replacing less than all four tires. Always check and follow the recommendations in the vehicle owner's manual. For 4WD and AWD vehicles, even small differences in outside diameter may cause drive-train damage or mechanical malfunction.

Safety Warnings

For more information on safety, visit www.us.coopertire.com and select “Tire Safety.”

Replacing Two (2) Tires - When a pair of replacement tires is selected in the same size and construction as those on the vehicle, the two newer tires should be installed on the rear axle unless the new replacement tires are of a lower speed rating (see Cooper Service Bulletin # 107 “Tire Mixing”). Generally, new tires with deeper tread will provide better grip and evacuate water more effectively, which is important as a driver approaches hydroplaning situations. Placing greater traction on the rear axle on wet surfaces is necessary to prevent possible oversteer condition and possible loss of vehicle control, especially during sudden maneuvers.

Replacing One (1) Tire - Replacing a single tire on a vehicle can have an adverse affect on suspension systems, gear ratios, transmission, and tire treadwear. If single tire replacement is unavoidable, it is recommended that the single new tire be paired with the tire that has the deepest tread and both be placed on the rear axle. Placing greater traction on the rear axle on wet surfaces is necessary to prevent a possible oversteer condition and possible loss of vehicle control, especially during sudden maneuvers.

TIRE ALTERATIONS ARE DANGEROUS

Do not perform any alterations on your tires. Alterations may prevent proper performance, leading to tire damage, which can result in sudden tire destruction. Tires which have been altered are excluded from warranty coverage.

REPAIRS – SEE A TIRE DEALER AT ONCE

Visit www.us.coopertire.com and select “Tire Safety” and select “Service Bulletin” and select #108 or visit www.rma.org and select “Publications” and select “Tire Service Professionals” and select “Auto/Light Truck.”

If any tire has sustained a puncture, have the tire dismounted and inspected internally by a tire dealer for possible damage that may have occurred. Punctures in certain areas of the tread which do not exceed 1/4-inch (6mm) in diameter can be repaired by following Rubber Manufacturers’ Association (RMA) recommended repair procedures. RMA procedures require the use of both a plug and patch. Do not use externally-applied plug repairs. Although it is possible to properly repair many tires, repaired tires should be considered temporary and repaired tires should be replaced as soon as possible.

PUNCTURE REPAIR PROCEDURES FOR PASSENGER AND LIGHT TRUCK TIRES

FAILURE TO FOLLOW THE RMA RECOMMENDED PROCEDURES COULD LEAD TO SUDDEN TIRE FAILURE!

Plug type repairs made from the outside of a tire, pressure sealants and “blowout patches” are TEMPORARY repairs and should NOT be used except in emergencies. If such a temporary repair is made, you are WARNED that the repair is temporary and that you must drive cautiously to the nearest full service tire facility for a proper repair. Driving on an improperly or temporarily repaired tire can lead to sudden tire failure, injury or death.

NEVER PURCHASE A PASSENGER OR LIGHT TRUCK USED TIRE

Visit www.us.coopertire.com and select “Tire Safety” and select “Service Bulletin” and select #115.

Consumers should be aware of possible serious risk associated with the installation and use of previously used tires. While tires are designed and built to provide many thousands of miles of excellent service, they must be maintained properly throughout their service life to achieve optimal performance. Proper tire maintenance includes regular (at least monthly) visual tire inspections for signs of damage or abuse (ie. cuts, cracks, bulges, snags, irregular wear, etc.) and inflation pressure checks. Tires can be damaged over the course of their service life due to abuse or improper service, poor maintenance, improper repairs, punctures, road hazards, or unsuitable storage conditions. Such damage can eventually lead to tire failure. Only the original owner of a new tire can know the full extent of a particular tire’s service and maintenance, and the conditions of use or abuse the tire has experienced. See RMA Tire Information Service Bulletin, “Passenger and Light Truck Used Tires”.

Safety Warnings

For more information on safety, visit www.us.coopertire.com and select “Tire Safety.”

Consumers should also be wary of used tires that:

- May have been used on vehicles involved in an accident
- May have been used in severe service conditions (e.g. used for off-road, sporting, military or law enforcement purposes)
- May have been exposed to unusual environmental conditions such as severe storms, floods, fires, etc.

PLUS SIZING

Visit www.rma.org and select “Publications”, and select “Tire Service Professionals” and select “Manual” and select “Auto/Light Truck” and select “Replacement Guidelines for Passenger and Light Truck Tires Manual & Supplement”.

Plus sizing for light vehicles in the after-market is primarily based on the following tire/wheel characteristics:

- Maintain overall tire diameter of the OE tires;
- Increase the tire section width (contact patch/footprint becomes shorter and wider);
- Decrease the series profile (a.k.a. aspect ratio or section height);
- Increase the rim/wheel diameter.

Plus sizing is generally conveyed in terms of “Plus 1”, “Plus 2”, “Plus 3”, etc. If tire fitments other than the OE is desired, always follow the vehicle manufacturers’ recommendations and consider the following:

- **Aspect Ratio:** Additional consideration should be made for substitute tires that are lower in aspect ratio than the OE fitments. Lower aspect ratio tires typically aid performance and handling, but they provide a less comfortable ride. High performance, low aspect ratio tires may also wear more quickly and produce more noise during operation. Low aspect ratio tires -- and their rim/wheel assembly -- are more susceptible to damage from road hazards and pothole/curb impact.
- **Overall Diameter:** Check to be sure that the overall diameter of all four tires is within the accepted tolerance of the vehicle manufacturer.
- **Inflation Pressure:** Check to see if it needs to be adjusted. Fitment of a new tire (other than the OE size) on the vehicle may require a higher inflation pressure than specified on the vehicle tire placard to adequately carry the load. If so, the installer should inform the owner of the new

required inflation pressure. The installer should also place a sticker or decal next to the vehicle tire placard showing the new tire size and inflation pressure requirements for future reference. You should never inflate a tire below the recommended pressure shown on the vehicle’s tire placard, or above the maximum inflation pressure as listed on the sidewall of the tire.

- **Load Carrying Capacity:** Must be equal to or higher than the OE fitment.
- **Speed Symbol/Category:** Must be equal to or higher than the OE fitment if the speed capability is to be maintained.
- **Rim Width/Off-Set:** Check OE/rim manufacturer’s recommendations.
- **Rim/Wheel Selection:** Never exceed the maximum pressure and/or load capacity of the rim/wheel.
- **Vehicle Clearances:** Steering tires must be checked in full left and right turns. All wheel positions should be checked for proper clearance in fender walls, brake components, shock towers, and other suspension components. These wheel positions must be checked for full suspension jounce and rebound.
- **Vehicle Modifications:** Lift kits and other types of suspension alterations or use of tires not approved by the vehicle or tire manufacturer can adversely affect vehicle handling and stability.
- **State/Local Laws:** Check to be sure that the fitment complies with any state/local regulations.

STORAGE

Tires should be stored in a cool dry place indoors so there is no danger of water collecting inside them. Serious problems occur with tube-type tires when they are mounted with water trapped between the tire and the tube. Due to pressurization, the liquid can pass through the inner liner and into the casing plies. This can result in sudden tire failure. Most of the problems of this nature, encountered with tube type tires, have been due to improper storage which permitted water to enter the casing between the tire and tube prior to mounting.

When tires are stored they should be stored in a cool dry place away from sources of heat and ozone, such as hot pipes and electric motors. Be sure that surfaces on which tires are stored are clean and free from grease, gasoline or other substances which could deteriorate the rubber. Tires exposed to these materials and/or excessive heat for a prolonged period of time during storage may be weakened and subject to sudden failure.

Safety Warnings

For more information on safety, visit www.us.coopertire.com and select “Tire Safety.”

DRIVING ON STUDDED PASSENGER TIRES – WHERE LEGAL

Only new tires should be fitted with studs. For maximum effectiveness, all four M+S tires on a vehicle should be fitted with studs. If only the two rear tires are studded, maximum efficiency in handling and braking will not be realized. **NEVER MOUNT STUDDED TIRES ON FRONT WHEELS ONLY.** Refer to the Safety Warnings Section entitled “Application of Winter/Snow Tires and Studded Winter/Snow Tires”.

TIRE SPINNING IS DANGEROUS

Excessive spinning can cause a tire to “explode”.

Avoid tire spinning. The centrifugal forces created by a rapidly spinning tire can cause an explosion by tearing the tire apart. These forces act on the complete tire structure and can be of such magnitude as to break beads, as well as rupturing the entire carcass.

When stuck on ice, snow, mud, or wet grass, etc., the vehicle should be rocked gently (alternately using forward and reverse gears) with the least amount of wheel spinning. DO NOT exceed 35 m.p.h. as indicated on the speedometer. Never allow anyone to stand near or directly ahead of or behind a spinning tire.

Do not spin if a drive wheel is off of the ground. SERIOUS PERSONAL INJURY OR DEATH can result from the explosion of a spinning tire.

SPEED RATED TIRES

When replacing tires, consult the placard (normally located on a door frame, door edge, or glove box door) or the owner’s manual for correct size. If the tires shown on the vehicle placard do not have speed ratings, the appropriate size tire with any speed rating may be applied for emergency use. When the placard tire size nomenclature contains a speed symbol, for example P205/60HR15 or P205/60R15 90H, the replacement tire must have the same or higher speed rating symbol if the speed capability of the vehicle is to be maintained.

IF THE REPLACEMENT TIRE IS NOT SPEED RATED, THE SPEED CAPABILITY OF THE VEHICLE IS LIMITED BY THE SPEED CAPABILITY OF THE REPLACEMENT TIRE. A Cooper-produced non-speed rated tire’s maximum speed is 85 m.p.h. (137 km/h). For additional SAFETY and WARNINGS information, refer to “Speed rated tires” in the Tire Mixing section, above.

TIRE MOUNTING CAN BE DANGEROUS

Tire mounting can be dangerous and should be done by trained persons using proper tools and procedures. Tire mounting done by an untrained person or using improper tools can lead to tire, bead and wheel damage. Your tires should be mounted on wheels which are in good, clean condition. Bent, chipped or rusted wheels may cause tire damage. Have your dealer check the size and condition of your wheels before mounting new tires. Be sure rim/wheel manufacturer’s recommendations are followed. The inside of the tire must be free of foreign material. Never exceed 40psi to seat tire beads when mounting.

Old valves may leak. When new tubeless tires are mounted, have new valves of the correct type installed. Be sure that all of your valves have suitable valve caps.

The sidewalls of radial tires flex more than non-radial tires. Because of this, tube-type radial tires require special tubes. Radial tubes should be used with radial tube-type tires. The use of other tubes not designed for radial tires will result in tube failure causing sudden tire destruction. Always use a new tube when mounting a new tube-type tire. Do NOT use tubes in Tubeless tire tires.

HIGH PERFORMANCE TIRES

High performance tires are designed with stiff sidewalls for responsive handling. Because of stiff sidewalls, it is important to be sure the top bead is in the rim well area during mounting. Excessive bead seat pressures (in excess of 40 psi) places extreme stresses on tire beads that are

forced onto the rim flange in a distorted manner. Such stresses may cause damage to tire components and may result in tire failure. Excessive bead seat pressures (in excess of 40 psi) places extreme stresses on tire beads that are forced onto the rim flange in a distorted manner. Such stresses may cause damage to tire components and may result in tire failure.



Safety Warnings

TIRE SERVICE LIFE RECOMMENDATION:

Visit www.us.coopertire.com and select "Tire Safety" and select "Service Bulletin" and select #112.

Cooper Tire is not aware of scientific or technical data that establishes or identifies a specific minimum or maximum service life for passenger and light truck tires. However, Cooper recognizes a consumer benefit from a more uniform, global industry-wide approach to the tire service life issue. Accordingly, Cooper recommends that all tires, including full-size spares, that are 10 or more years from their date of manufacture, be replaced with new tires. Tires 10 or more years old should be replaced even if the tires appear to be undamaged and have not reached their tread wear limits. Most tires will need replacement before 10 years due to service conditions. This may be necessary even if the tire has not yet reached its tread wear limits.

Under no circumstances should a "maximum" service life recommendation for a tire be considered as an "expected" service life. Tires must be removed from service for several reasons, including tread worn down to minimum depth, signs of damage (cuts, cracks, bulges, impact damage, vibration, etc.) or signs of abuse (under inflation, overloading, improper repair, etc.).

In some cases a vehicle manufacturer may make a recommendation for tire replacement earlier than 10 years for their products based upon their understanding of the specific vehicle characteristics and application. If so, the consumer should follow those vehicle manufacturer's specific recommendations for their vehicle. For help determining the age of your tire, refer to DOT description in the section titled "The Sidewall Story."

Additional Safety Information

For additional safety information visit:

Rubber Manufacturers Association
1400 K. Street NW Ste. 900
Washington D.C. 20005
www.rma.org

NHTSA Headquarters
1200 New Jersey Ave. SE
West Building
Washington D.C. 20590
www.nhtsa.gov
www.safercar.gov

National Safety Council
1121 Spring Lake Dr.
Itasca, IL 60143
www.nsc.org

The Rubber Association of Canada
2000 Argentia Rd., Plaza 4, Suite 250
Mississauga, ON
L5N 1W1
www.rubberassociation.ca

Transport Canada
330 Sparks Street
Ottawa, ON
K1A 0N5
www.tc.gc.ca

VALIDATION AND PROOF
OF PURCHASE TAG
(attach to claim)

Tire ID#															
Consumer Name															
Claim/Line#	C														
Purchase Date					Adj. Date										
Mileage On					Mileage Off										
Mileage Received															

VALIDATION AND PROOF
OF PURCHASE TAG
(attach to claim)

Tire ID#															
Consumer Name															
Claim/Line#	C														
Purchase Date					Adj. Date										
Mileage On					Mileage Off										
Mileage Received															

VALIDATION AND PROOF
OF PURCHASE TAG
(attach to claim)

Tire ID#															
Consumer Name															
Claim/Line#	C														
Purchase Date					Adj. Date										
Mileage On					Mileage Off										
Mileage Received															

VALIDATION AND PROOF
OF PURCHASE TAG
(attach to claim)

Tire ID#															
Consumer Name															
Claim/Line#	C														
Purchase Date					Adj. Date										
Mileage On					Mileage Off										
Mileage Received															

VALIDATION AND PROOF
OF PURCHASE TAG
(attach to claim)

Tire ID#															
Consumer Name															
Claim/Line#	C														
Purchase Date					Adj. Date										
Mileage On					Mileage Off										
Mileage Received															

Tire Rotation

TIRE ROTATION

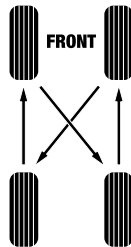
There is a close working relationship between your tires and several mechanical systems in your vehicle. Tires, wheels, brakes, shock absorbers, drive train, steering and suspension systems must all function together smoothly to give you a comfortable ride and good tire mileage. All of these systems should be checked periodically as specified by the vehicle owner's manual or whenever you have an indication of trouble.

Proper tire maintenance includes the proper rotation of tires. Tires must be rotated at the first signs of uneven tread wear or up to every 8,000 miles (13,000 km) in accordance with prescribed rotation patterns. For safety purposes have your tires inspected by a tire professional every time they are rotated. Refer to your vehicle owner's manuals for rotation recommendations for specific vehicles. If no rotation pattern is specified, use the pattern listed which applies to your vehicle. Failure to rotate your tires within these requirements will void the mileage portion of your warranty.

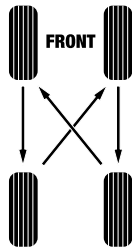
Do not include a "Temporary Use Only" spare tire in any of these rotation patterns. If you have a matching full size tire as a spare and wish to include it in the rotation process, use the rotation pattern which applies to your vehicle but insert the spare in the right rear position. The tire that would normally have rotated to the right rear position should then become the spare.

APPROVED TIRE ROTATION PATTERNS

Rear Wheel Drive Vehicles



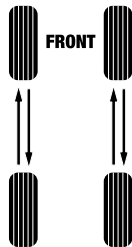
Front Wheel Drive Vehicles



4-Wheel Drive Vehicles



Optional Pattern



NOTE: Non-radial tires must not be used in a rotation program.

Tire Mileage & 8,000 Mile (13,000 km) Tire Rotation Record

Date of Purchase _____ Consumer Name _____ Beginning Odometer Reading _____

Vehicle Year _____ Make/Model _____

ODOMETER READING AT 1st ROTATION	ROTATED BY (DEALERSHIP NAME)	DEALER INITIALS & DATE
ODOMETER READING AT 2nd ROTATION	ROTATED BY (DEALERSHIP NAME)	DEALER INITIALS & DATE
ODOMETER READING AT 3rd ROTATION	ROTATED BY (DEALERSHIP NAME)	DEALER INITIALS & DATE
ODOMETER READING AT 4th ROTATION	ROTATED BY (DEALERSHIP NAME)	DEALER INITIALS & DATE
ODOMETER READING AT 5th ROTATION	ROTATED BY (DEALERSHIP NAME)	DEALER INITIALS & DATE
ODOMETER READING AT 6th ROTATION	ROTATED BY (DEALERSHIP NAME)	DEALER INITIALS & DATE
ODOMETER READING AT 7th ROTATION	ROTATED BY (DEALERSHIP NAME)	DEALER INITIALS & DATE
ODOMETER READING AT 8th ROTATION	ROTATED BY (DEALERSHIP NAME)	DEALER INITIALS & DATE
ODOMETER READING AT 9th ROTATION	ROTATED BY (DEALERSHIP NAME)	DEALER INITIALS & DATE
ODOMETER READING AT 10th ROTATION	ROTATED BY (DEALERSHIP NAME)	DEALER INITIALS & DATE

IMPORTANT: Tire inflation pressures must be adjusted to recommended pressures after any rotation.

Remember!

TO AVOID DAMAGE TO YOUR TIRES AND POSSIBLE ACCIDENT:

- TIRE MOUNTING SHOULD BE DONE ONLY BY TRAINED PERSONS USING PROPER TOOLS AND PROCEDURES.
- CHECK TIRE PRESSURES AT LEAST ONCE A MONTH WHEN TIRES ARE COLD AND BEFORE LONG TRIPS.
- DO NOT UNDERINFLATE OR OVERINFLATE.
- DO NOT OVERLOAD.
- DRIVE AT MODERATE SPEEDS AND OBSERVE LEGAL LIMITS.
- FOLLOW RECOMMENDED TIRE ROTATION PATTERNS
- AVOID DRIVING OVER POTHOLES, OBSTACLES, CURBS OR EDGES OF PAVEMENT.
- PERIODICALLY HAVE VEHICLE CHECKED FOR PROPER ALIGNMENT.
- AVOID EXCESSIVE WHEEL SPINNING.
- NEVER BUY USED TIRES OR PREVIOUSLY REPAIRED TIRES.
- IF YOU SEE ANY DAMAGE TO A TIRE, REPLACE WITH SPARE AND SEE YOUR TIRE DEALER.
- IF YOU HAVE ANY QUESTIONS, CONTACT YOUR LOCAL TIRE DEALER OR CALL COOPER TIRE.

COOPER NATIONWIDE TIRE SERVICE INFORMATION

This special warranty covers Cooper tires anywhere within the 48 contiguous continental United States, District of Columbia and Canada. If you are traveling and have a tire problem, to learn the location of your nearest Cooper dealer, simply call us.



COOPERTIRES®

P.O. BOX 550

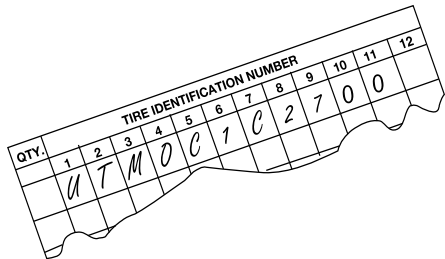
FINDLAY, OHIO 45839

Visit Our Website at: www.us.coopertire.com
or www.ca.coopertire.com



Note

The tire identification number is located on the outboard sidewall of the tire. It is always just above the rim and preceded by the letters "DOT", as shown in the photo below. An example of how to fill in the tire identification number is shown below.



IMPORTANT

In case of a recall, we can reach you only if we have your name and address. You MUST send in this card to be on our recall list.

Do it today.

DATE OF PURCHASE _____

E-MAIL ADDRESS

CUSTOMER'S NAME (Please Print)

CUSTOMER'S ADDRESS

CITY STATE/PROVINCE ZIP/Postal Code

NAME OF DEALER WHICH SOLD TIRE

DEALER'S ADDRESS

CITY	STATE/PROVINCE	ZIP/Postal Code
------	----------------	-----------------

OMB No. 2127-0050
DO NOT USE THIS SPACE

***Instead of mailing this form, you can
register online at www.us.coopertire.com***

SHADED AREAS MUST
BE FILLED IN BY SELLER

[illegible]

Dealer Copy



IMPORTANT

In case of a recall, we can reach you only if we have your name and address. You **MUST** send in this card to be on our recall list.

Do it today.

DATE OF PURCHASE

E-MAIL ADDRESS

CUSTOMER'S NAME (Please Print)

CUSTOMER'S ADDRESS

CITY STATE/PROVINCE ZIP/Postal Code

NAME OF DEALER WHICH SOLD TIRE

DEALER'S ADDRESS

CITY STATE/PROVINCE ZIP/Postal Code

Instead of mailing this form, you can register online at www.us.coopertire.com

SHADED AREAS MUST BE FILLED IN BY SELLER

TIRE IDENTIFICATION NUMBERS											
QTY.	1	2	3	4	5	6	7	8	9	10	11

Save Gas With Proper Tire Inflation

CHECK YOUR TIRES AT LEAST ONCE A MONTH - AND BEFORE LONG TRIPS



Special Kit Available

- Inflation pressure gauge
- Tread depth gauge
- Four tire valve caps
- A copy of the Be Smart Play Your Part Brochure
- Protective plastic pouch



Published in cooperation with:

- National Highway Traffic Safety Administration
U.S. Department of Transportation
- American Automobile Association
- American Driver & Traffic Safety Education Association
- American Petroleum Institute
- National Safety Council
- National Tire Dealers and Retreaders Association

Send Request to: COOPER TIRE SAFETY KIT, P.O. Box 235, Findlay, Ohio 45839

IMPORTANT:

In case of recall,
we can reach you
only if we have
your name and
address. You **MUST**
send in this card
or register at
www.us.coopertire.com
to be on our recall list.

IMPORTANT

In case of a recall, we can reach you only if we
have your name and address. You **MUST** send in
this card to be on our recall list.

Do it today.

DATE OF PURCHASE

E-MAIL ADDRESS

CUSTOMER'S NAME (Please Print)

CUSTOMER'S ADDRESS

CITY STATE/PROVINCE ZIP/Postal Code

NAME OF DEALER WHICH SOLD TIRE

DEALER'S ADDRESS

CITY STATE/PROVINCE ZIP/Postal Code

*Instead of mailing this form, you can
register online at www.us.coopertire.com*

**SHADED AREAS MUST
BE FILLED IN BY SELLER**

TIRE IDENTIFICATION NUMBERS											
QTY.	1	2	3	4	5	6	7	8	9	10	11

AFFIX
POSTAGE
STAMP

COOPER TIRE & RUBBER COMPANY

P.O. BOX 1000
FINDLAY, OHIO 45839-1000