

# INSTRUCTION MANUAL

---

## BONDED LEATHER RECLINER

**Model No:**

DA6154-CR (CRIMSON)

DA6154-BK (BLACK)



**UPC CODE:**

DA6154-CR 0-65857-16570-8

DA6154-BK 0-65857-16571-5

**NOTE:**

THIS INSTRUCTION BOOKLET  
CONTAINS **IMPORTANT** SAFETY  
INFORMATION. PLEASE READ AND  
KEEP FOR FUTURE REFERENCE.

**Lot number:**

(TAKEN FROM CARTON)

\_\_\_\_\_

**Date of purchase:**

\_\_\_\_ / \_\_\_\_ / \_\_\_\_

*Signature*  
**DOREL**

**DO NOT RETURN PRODUCT TO THE STORE.**

If a part is missing or damaged, contact our customer service department. We will replace the part **FREE** of charge.



Tel #: 1-800-295-1980

E-Mail: [das@dorel.com](mailto:das@dorel.com)

Fax #: 514-353-7819

## CUSTOMER SERVICE

If you are missing parts or have any questions about this product, contact our customer service representative first!



**CALL 1-800-295-1980**

You can also order parts by writing to the address listed below. Please include the product model number, color and a detailed description of the part.

**Customer Service Department No. 413  
12345 Albert-Hudon Boulevard, Suite 100  
Montreal, Quebec  
Canada H1G 3L1  
E-MAIL: [das@dorel.com](mailto:das@dorel.com)**

## NOTES

- \* Ensure all parts and components are present before beginning assembly.
- \* Assemble on a clean, smooth surface to prevent damage to product finish.
- \* **DO NOT** use power tools.
- \* **CAUTION:** Adult assembly required.
- \* Assembly and handling will require two people.
- \* Estimated assembly time: 8 minutes.

## CARE AND CLEANING

Dust regularly with a clean, dry cloth to avoid soil build-up. A damp cloth may be used occasionally to clean surface. Buff dry. Keep leather soft and supple by applying a leather care product occasionally. Avoid contact with oil, furniture polish and varnish.

## MAINTENANCE

Check bolts/screws periodically and tighten them if necessary.

## LIMITED WARRANTY

Dorel Asia warrants its product to be free from defects in material and workmanship and agrees to remedy any such defect. This warranty covers 1 year from the date of original purchase. This warranty is valid only upon presentation of proof of purchase. This is solely limited to the repair or replacement of defective furniture components and no assembly labor is included. This warranty does not apply to any product which has been improperly assembled, subjected to misuse or abuse or which has been altered or repaired in any way. Any wearing, tearing, fading or splitting of the leather is not covered under the warranty. This warranty gives you specific legal rights and you may also have other rights which vary from State to State.

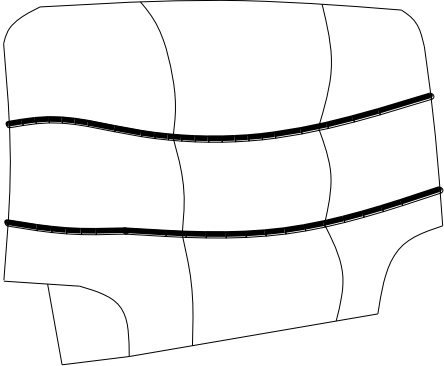
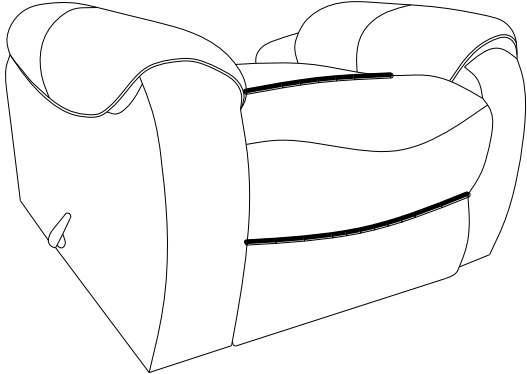


**WARNING: Should this product become damaged, and/or components are broken or missing, DO NOT USE.**

# BONDED LEATHER RECLINER

DA6154-CR / DA6154-BK

## PARTS LIST

|   |   |
|---|---|
| <div data-bbox="99 323 173 390">A</div>  | <div data-bbox="816 323 891 390">B</div>  |
| <p>BACK FRAME<br/>1 PC</p>  | <p>SEAT FRAME<br/>1 PC</p>  |

# BONDED LEATHER RECLINER

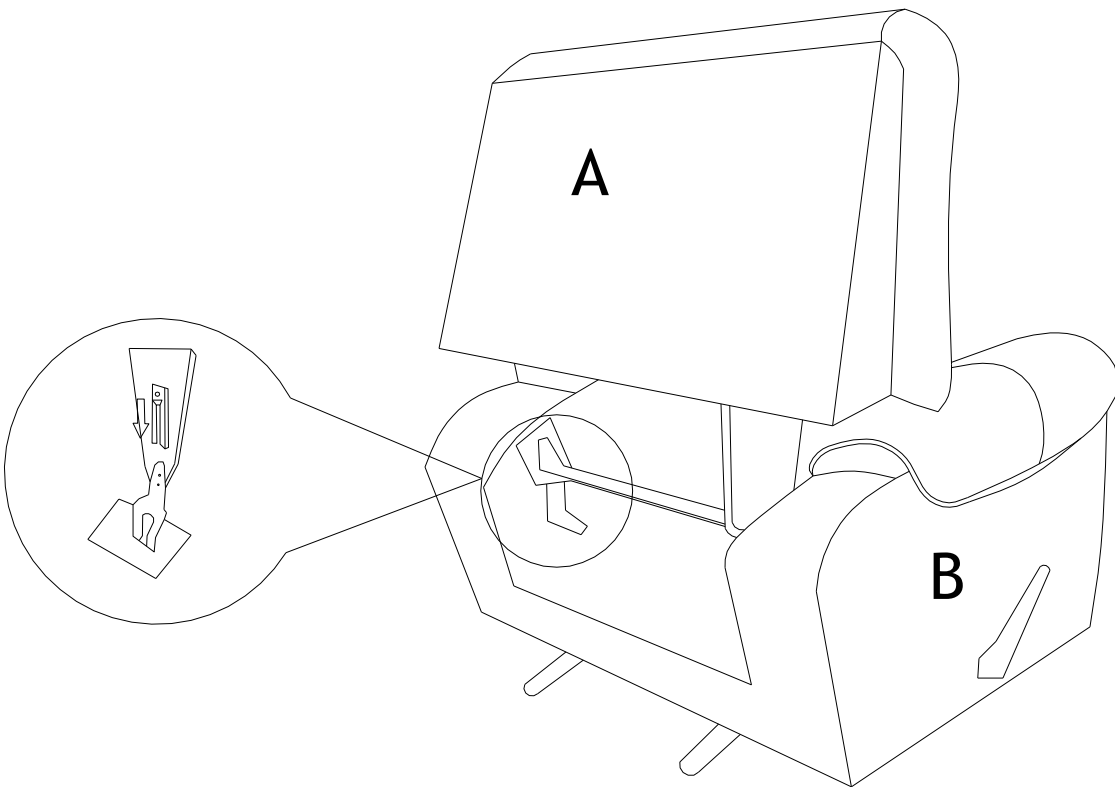
## DA6154-CR / DA6154-BK

### STEP 1:

Attach back frame (A) to seat frame (B) by sliding the brackets on the back frame (A) into the brackets on the seat frame (B).

Place the flap into position using the Velcro strips once the back frame has been locked into place.

NOTE: Both sides must be inserted in the base at the same time. This step is best performed with 2 people.



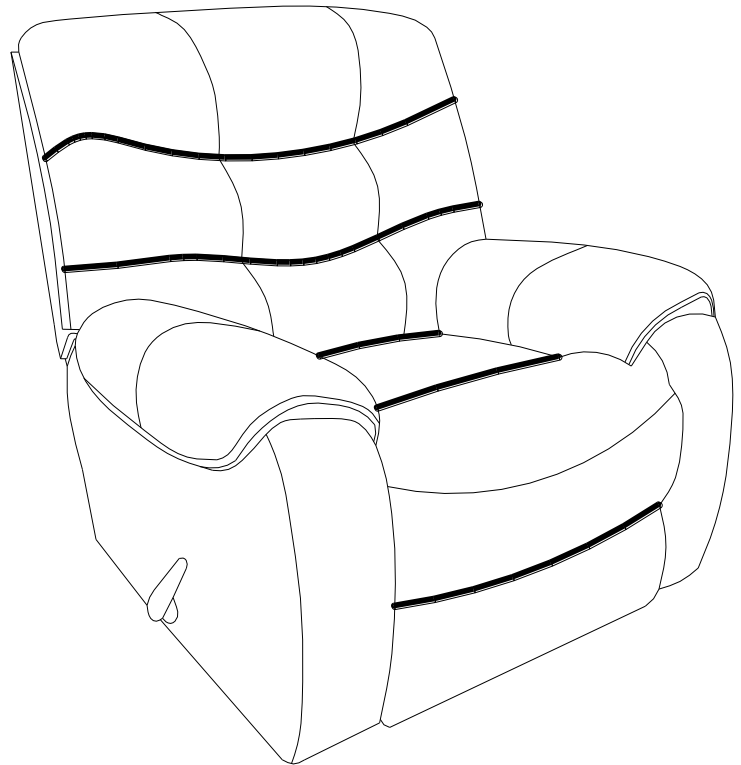
# BONDED LEATHER RECLINER

## DA6154-CR / DA6154-BK



**CAUTION:** This unit is intended for use only with the products and/or maximum weights indicated. Use with other products and/or products heavier than the maximum weights indicated may result in instability or cause possible injury.

Dust regularly with a clean, dry cloth to avoid soil build-up. A damp cloth may be used occasionally to clean surface. Buff dry. Keep leather soft and supple by applying a leather care product occasionally. Avoid contact with oil, furniture polish and varnish.



Congratulations! You've finished assembling your recliner.

**DO NOT RETURN PRODUCT TO THE STORE.**

If a part is missing or damaged, contact our customer service department. We will replace the part **FREE** of charge.



Tel #: 1-800-295-1980

E-Mail: [das@dorel.com](mailto:das@dorel.com)

Fax #: 514-353-7819

# Customer Service

**PLEASE DO NOT RETURN THIS PRODUCT TO THE STORE**

**PLEASE CONTACT CUSTOMER SERVICE REPRESENTATIVES AT THE FOLLOWING NUMBERS SHOULD THERE BE ANY MISSING OR DEFECTIVE PART(S).**

Customer Service Phone Number 1-800-295-1980

Email: [das@dorel.com](mailto:das@dorel.com)

Customer Service Fax Number 514-353-7819

Request Date:

Name:

Shipping Address:

Street & Number:

City & State:

Zip Code:

Day Time Phone Number:

(including area code)

Date & Place of Purchase:

Part(s) description and quantity (Please be sure to list model number or SKN number):

Customer Service Representative Mailing Address:

Customer Service Department No. 413, 12345 Albert-Hudon Boulevard, Suite 100, Montreal, QC, Canada, H1G 3L1