ENGLISH

iPettie

Tritone

PORCELAIN
PET DRINKING FOUNTAIN

INSTRUCTION MANUAL

SPECIFICATION

Product Name	Porcelain Pet Fountain
Input Voltage	AC 110 V 60HZ(UL) 230V 50HZ (GS)
Output Voltage	AC 12V
Pump	Ultra low noise AC Pump
Power Consumption	2 W
Product Dimensions	270 mm(L) X270 mm(W) X140 mm(H)
Product Weight	2.8kg
Cord Length	1.8m
Housing Material	Porcelain
Filter System	Pre-Filter: Ultra-fine Foam Filter Post-Filter: High Iodine Value Coconut Shell Activated Carbon
Capacity	2.1 L (70 Oz)
Compliance	CE

COMPONENTS

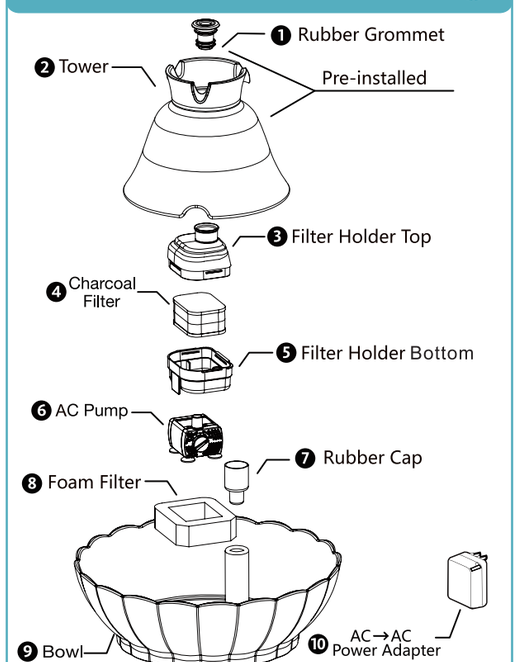

IMPORTANT REMINDERS

- For INDOOR USE only!
- Protect the plug or outlet from getting wet. Place it in a higher position than the water fountain.
- Run on a AC 12V power adaptor only.
- Keep water level above the 'MIN' mark on the cone to avoid the pump running dry and burnt out.
- Keep your pet away from chewing up the cord. Frayed or exposed wires could lead to danger.
- Place the fountain at a safe place to avoid possible damage from water spillage.

Q&A TROUBLESHOOTING

How often should I replace a filter?

The charcoal filter and foam filter should be replaced every 2 - 4 weeks, depending on the water consumption. Frequent use of fountain will increase number of particles of saliva and debris in the water. If you have multiple pets, filters should be replaced more frequently.

Why am I finding small black particles in the fountain?

It is common for some charcoal particles seeping from the filter. The activated carbon dust makes no harm to your pets. You may run the filter in water for a while before placing it in the fountain.

How often should I clean the fountain?

The fountain should be clean at least every 2-week. Clean it once a week If you live in hard water areas.

How long will the pump last for?

The pump should last for 2.5 - 4 years (>20,000 hours). Consider replacing the pump after using it for this period of time.

What is the power consumption of the fountain?

The water fountain runs on a low power AC pump with power adaptor. The power consumption for the total unit is about 2.0 watts, that is about 1.5 kWh per month, or 18 kWh per year.

1. PUMP ASSEMBLY

1.1 Wrap 6 AC pump with 8 foam filter by placing it from the top. Make sure the power cord rests on the foam filter.

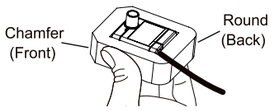

1.2 Place the pump inside 9 bowl where the square is. Make sure the pump's outflow and the circular opening are in their upward position, and the power cord is to the top right corner of the square.

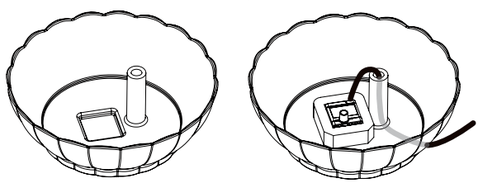

1.3 Insert the power cord through the rounded tube leaving no extra slack. Place 7 rubber cap to the top of the rounded tube. Make sure the cord channel is aligned with the power cord. Use your finger to hold the rubber cap and reverse it to seal off the top of the rounded tube.

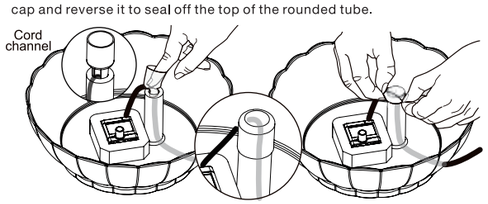

2. FILTER ASSEMBLY

2.1 Rinse 4 charcoal filter in running water to help remove any excess charcoal dust. Assemble the filter case by putting the charcoal filter in 5 filter holder bottom and cap it with 3 filter holder top.

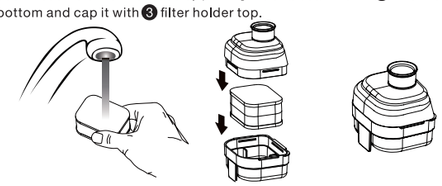

2.2 Place the filter case onto the pump by aligning the circular outlet of the pump to the bottom of the filter case.

2.3 Check that the opening of the filter case should be right next to the sealed rounded tube.

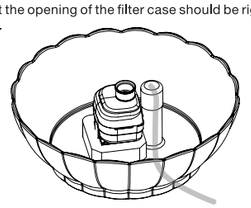

3. SET UP AND ADD WATER

3.1 Carefully place 2 tower in the bowl. The 1 rubber grommet should be aligned and connected to the opening of the filter case.

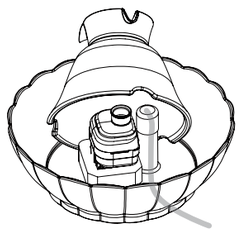

3.2 Place the fountain in your desired location and fill it with clean water. Dry your hands before connecting to electricity. Connect the power cord to 10 AC adaptor, make sure it is tight before plugging into a wall outlet. Slack electrical connection could lead to safety hazard.

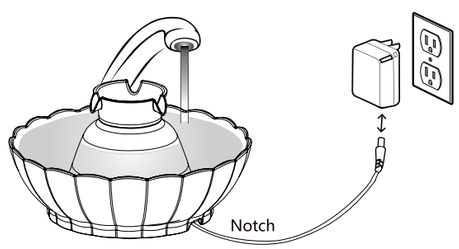

PUMP MAINTENANCE

Clean the pump every 2-week is essential for the longevity of fountain.

1.Remove the pump cover.
2.Remove the impeller cap by pressing the small lip with your fingertip.

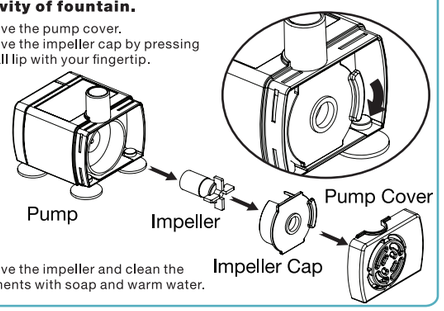

3.Remove the impeller and clean the components with soap and warm water.

FOUNTAIN MAINTENANCE

- Power off before cleaning the fountain.
- Clean the fountain with a sponge using clean water or with neutral detergent.
- Do not clean the foam filter with detergent, water only.
- Do not clean the fountain with hot water, gasoline, alcohol or organic solvent.
- Dishwasher safe for the porcelain bowl and the porcelain tower only.

Visit us at **www.ipettie.com**

Have any questions, feel free to contact **support@ipettie.com**